

**XIª Reunión Técnica de Oficinas
Gubernamentales Responsables
del Suministro de la Información
Estadística de Comercio Exterior
23-24 de junio de 2008
México D.F. - México**

ALADI/RE.COMEX/XI/di 12
9 de junio de 2008

Restringido. Para uso exclusivo
de la reunión

REVISIÓN DE LAS RECOMENDACIONES RELATIVAS A LAS
ESTADÍSTICAS DEL COMERCIO INTERNACIONAL DE MERCANCÍAS

Con el propósito de poner en conocimiento de los participantes de la XIª Reunión Técnica de Oficinas Gubernamentales Responsables del Suministro de la Información Estadística de Comercio Exterior (XIª RECOMEX), en adjunto se presenta el borrador de trabajo de la versión revisada de la publicación “Estadísticas del comercio internacional de mercancías: Manual para Compiladores ¹; y, Conceptos y Definiciones ², elaborado por la División de Estadísticas de las Naciones Unidas (UNDS).

El referido documento es la base técnica y conceptual adoptada por la Secretaría General, con la debida anuencia de las oficinas gubernamentales de estadística, utilizada como referencia en el “Manual de Instrucciones para el Suministro Uniforme de los Datos de Comercio Exterior de los países Miembros a la ALADI”.

Para mejor proveer, se anexa el correo electrónico remitido por la División de Estadísticas de Naciones Unidas, así como los documentos remitidos por ésta para ser distribuidos en la reunión, a saber:

- Documento del Consejo Económico y Social de Naciones Unidas “Estadísticas del comercio internacional de mercancías – Informe del Secretario General”, (E/CN.3/2008/10), 12/12/2007.
- “Consulta sobre la revisión de las recomendaciones para las estadísticas del comercio internacional de mercancías”, (STAT 442/3 (1)), 23/04/2008.
- “Revisión de las recomendaciones relativas a las estadísticas del comercio internacional de mercancías - Documento de consulta”, 2008.

¹ Estadísticas del comercio internacional de mercancías – Manual para Compiladores (ST/ESA/STAT/SER.F/87/Add.1)

² Estadísticas del comercio internacional de mercancías – Conceptos y Definiciones (ST/ESA/STAT/SR.M/52/Rev. 2)

Correo remitido por la División de Estadísticas de la Naciones Unidas (UNSD)

Matthias Reister <reister@un.org> 03/06/2008 11:47 To lgonzaga@aladi.org Subject: XIª RECOMEX de la ALADI

Dear Mr. Luiz Gonzaga,

Thank you very much for the invitation to the XIª RECOMEX meeting. Unfortunately we will not be able to participate in the meeting.

Nevertheless we would be very happy to provide any required information about the upcoming revision of the international recommendations on International Merchandise Trade Statistics (IMTS). Please find enclosed a link to our website on the IMTS Revision where you can also find the Spanish version of the consultation document recently sent to all countries: <http://unstats.un.org/unsd/trade/EG-IMTS/EG-IMTS%20web%20announcement.htm> (See attached file: UNSD%20letter%20(Spanish).pdf)(See attached file: Consultation Paper (Spanish).doc).

We would be very glad if this consultation document could be mentioned, discussed or otherwise included in your meeting. Also, please note that the report to the Statistical Commission on the IMTS revision is also available in Spanish at: <http://unstats.un.org/unsd/statcom/doc08/2008-10-SGMerchandiseTrade-S.pdf> (See attached file: 2008-10-SGMerchandiseTrade-S.pdf)

Of course, we would like to be informed about the outcome of the meeting and we will stay in touch with you on further issues regarding the revision of the international recommendations for IMTS.

Please note that Mr. Ronald Jansen has moved to the Office of the Director of the Statistics Division to be in charge of UNSD's expanding efforts in capacity building. He will still be involved in the revision of the international recommendations on International Merchandise Trade Statistics but otherwise mostly not available for trade statistics.

Again, we are very sorry that we are not able to participate in the meeting due to our current staffing situation.

Con un cordial saludo,

Matthias Reister
United Nations Statistics Division
International Trade Statistics Section
2 United Nations Plaza, DC2-1540
New York, New York 10017
Phone: (917) 367-7098
Fax: (917) 367-5106
e-mail: reister@un.org

Traducción (No oficial)

Matthias Reister reister@un.org 03/06/2008 11:47 To lgonzaga@aladi.org Asunto: XIª RECOMEX de la ALADI

Estimado Sr. Luiz Gonzaga,

Muchas gracias por la invitación a la XIª RECOMEX. Lamentablemente no podremos participar en la reunión.

Sin embargo, gustosamente proporcionaremos cualquier información requerida acerca de la próxima revisión de las recomendaciones internacionales para las Estadísticas de Comercio Internacional de Mercancías (IMTS). Haga el favor de encontrar adjunto un vínculo a nuestro sitio web sobre la Revisión IMTS donde usted también podrá encontrar la versión en español del documento de consultoría recientemente enviado a todos los países: <http://unstats.un.org/unsd/trade/EG-IMTS/EG-IMTS%20web%20announcement.htm> (Ver archivo adjunto: UNSD%20letter%20(Spanish).pdf) (Ver archivo adjunto: Consultation Paper (Spanish).doc)

Estaríamos muy contentos si este documento de consultoría fuera mencionado, discutido o incluido de alguna manera en vuestra reunión. Asimismo, tenga a bien notar que el reporte a la Comisión Estadística sobre la Revisión IMTS también está disponible en español en: <http://unstats.un.org/unsd/statcom/doc08/2008-10-SGMerchandiseTrade-S.pdf> (Ver archivo adjunto: 2008-10-SGMerchandiseTrade-S.pdf)

Por supuesto, nos gustaría ser informados acerca de los resultados de la reunión y estaremos en contacto con usted en temas adicionales vinculados a la revisión de las recomendaciones internacionales para IMTS.

Le ruego que tenga en cuenta que el Sr. Ronald Jansen se ha trasladado a la Oficina del Director de la División Estadística, a cargo de los esfuerzos de expansión de la UNSD en el desarrollo de capacidad. Él aún estará involucrado en la revisión de las recomendaciones internacionales para las Estadísticas de Comercio Internacional de Mercancías, pero por otra parte, no estará mayormente disponible para las estadísticas de comercio.

Nuevamente, lamentamos mucho no poder participar en la reunión debido a nuestra actual situación de dotación de personal.

Con un cordial saludo,



Consejo Económico y Social

Distr. general
12 de diciembre de 2007
Español
Original: inglés

Comisión de Estadística

39° período de sesiones

26 a 29 de febrero de 2008

Tema 3 i) del programa provisional*

Temas de debate y para la adopción de decisiones:

estadísticas del comercio internacional de mercancías

Estadísticas del comercio internacional de mercancías

Informe del Secretario General

Resumen

Este informe se presenta a la Comisión de Estadística en cumplimiento de la decisión adoptada en su 38° período de sesiones**. En él se aborda la necesidad de volver a revisar las recomendaciones formuladas por la Comisión sobre las estadísticas del comercio internacional de mercancías, se reseña la estrategia trazada por la División de Estadística de las Naciones Unidas para organizar el proceso de revisión, se describen las actividades realizadas por la División y se resume su plan de acción para el período 2008-2011. En el párrafo 28 del informe figuran los temas que deberá debatir la Comisión.

* E/CN.3/2008/1.

** Véase *Documentos Oficiales del Consejo Económico y Social, 2007, Suplemento No. 4* (E/2007/24), cap. I. secc. A.



Índice

	<i>Párrafos</i>	<i>Página</i>
I. Introducción.....	1–3	3
II. Necesidad de volver a revisar las recomendaciones sobre las estadísticas del comercio internacional de mercancías formuladas por la Comisión.....	4–21	3
A. Resumen de las razones fundamentales de la revisión propuesta.....	4–7	3
B. Principales esferas que se deberán revisar y actualizar.....	8–21	5
III. Estrategia de la División de Estadística para organizar el proceso de revisión ..	22–27	8
IV. Temas a debatir	28	9
Anexo		
Mandato del Grupo de Expertos de las Naciones Unidas sobre estadísticas del comercio internacional de mercancías		10

I. Introducción

1. En su 37° período de sesiones, la Comisión de Estadística tomó nota¹ del informe del Equipo de Tareas sobre estadísticas del comercio internacional de mercancías (E/CN.3/2006/25), en el que el Equipo le había indicado que la División de Estadística de las Naciones Unidas realizaría un examen global de las prácticas nacionales de recopilación de estadísticas del comercio internacional de mercancías y de presentación de informes al respecto para evaluar el cumplimiento de las recomendaciones existentes, determinar el alcance de las revisiones necesarias de las recomendaciones vigentes, elaborar un plan de acción y presentarlo a la Comisión en su 39° período de sesiones.

2. La encuesta sobre las prácticas nacionales de recopilación y difusión de estadísticas del comercio internacional de mercancías se realizó en 2006. Las respuestas de los países confirmaron que en general se aplicaba una serie de recomendaciones fundamentales. Al propio tiempo, se hizo evidente que se imponía actualizar algunas recomendaciones y que tal vez fuera necesario formular recomendaciones adicionales.

3. En la sección II del informe se examina la necesidad de volver a revisar las recomendaciones a la luz de diversas novedades que han tenido lugar en relación con las estadísticas del comercio y de las respuestas de los países al cuestionario sobre sus prácticas de recopilación y difusión de esas estadísticas. En la sección III se reseña la estrategia de la División de Estadística de las Naciones Unidas para organizar el proceso de revisión y se describen las actividades realizadas al respecto en el período 2005-2007. En la sección IV figuran los temas que deberá debatir la Comisión.

II. Necesidad de volver a revisar las recomendaciones sobre las estadísticas del comercio internacional de mercancías formuladas por la Comisión

A. Resumen de las razones fundamentales de la revisión propuesta

4. La Comisión de Estadística aprobó las recomendaciones actuales sobre las estadísticas del comercio internacional de mercancías en su 29° período de sesiones, celebrado en 1997, y las publicó en *Estadísticas del comercio internacional de mercancías: Conceptos y Definiciones*². Para ayudar a los países a aplicar estas recomendaciones, en 2004 la División de Estadística elaboró y publicó *Estadísticas del comercio internacional de mercancías: Manual para Compiladores*³. La División y otros organismos miembros del Equipo de Tareas sobre estadísticas del comercio internacional de mercancías⁴ promovieron estas dos publicaciones, que se

¹ Véase *Documentos Oficiales del Consejo Económico y Social, 2006, Suplemento No. 4* (E/2006/24), cap. I, secc. C, decisión 37/114.

² Estudios sobre métodos, No. 52, Rev.2 (Publicación de las Naciones Unidas, número de venta: S.98.XVII.16).

³ Publicación de las Naciones Unidas, número de venta: S.02.XVII.17.

⁴ El Equipo de Tareas es un órgano interinstitucional integrado por representantes de las siguientes organizaciones: el Departamento de Asuntos Económicos y Sociales de la Secretaría de las Naciones Unidas (División de Estadística y División de Macroeconomía), la Comisión

utilizaron en una serie de cursillos de capacitación para estadísticos especializados en comercio, procedentes de países en desarrollo y en transición.

5. Estas iniciativas ayudaron a armonizar las metodologías nacionales y a potenciar las capacidades de los países para recopilar estadísticas internacionalmente comparables en materia de comercio, lo que contribuyó a mejorar en gran medida la presentación de informes a nivel internacional y a aumentar el volumen de información estadística sobre comercio a disposición de los usuarios (véase el documento de sesión titulado: “Availability of international merchandise trade statistics: UN Comtrade from 1996 to 2006” (“Disponibilidad de estadísticas sobre el comercio internacional de mercancías: UN Comtrade, 1996 a 2006”) (ESA STAT-AC-137-8)). Sin embargo, con el tiempo se hizo evidente que era necesario pasar al siguiente ciclo de revisión y actualización de las recomendaciones.

6. La tercera revisión de las recomendaciones sobre las estadísticas del comercio internacional de mercancías (*Estadísticas del comercio internacional de mercancías*, Rev.3) se ha hecho necesaria, entre otras cosas, a la luz de:

a) La evolución de la forma en que se ejecuta el comercio internacional de mercancías, lo que se refleja, por ejemplo, en la creciente globalización de los procesos de producción y distribución, la ampliación del comercio intraempresarial, y las transacciones que se realizan con paquetes de artículos y componentes de servicios;

b) Los cambios que han tenido lugar en el entorno jurídico, como la aprobación por el Consejo de la Organización Mundial de Aduanas de la revisión del Convenio de Kyoto (Convenio internacional para la simplificación y armonización de los procedimientos aduaneros (en su forma enmendada) y la introducción de nuevas medidas jurídicas y administrativas dirigidas a aumentar la seguridad de los trámites aduaneros o simplificarlos más;

c) Las modificaciones introducidas en marcos estadísticos conexos, en particular en el *Sistema de Cuentas Nacionales, 1993*⁵ y el *Manual de Balanza de Pagos*;

d) La evolución de las necesidades de los usuarios, incluido el aumento de la demanda de datos más detallados y puntuales para las negociaciones de acceso a los mercados, las políticas comerciales, las investigaciones de mercado que realiza la comunidad empresarial, y los análisis económicos (como los que vinculan los datos de la industria con los del comercio);

e) La necesidad de aclarar más algunos conceptos existentes y mejorar su comprensión general.

Económica para América Latina y el Caribe, la Comisión Económica y Social para Asia Occidental, la Conferencia de las Naciones Unidas sobre Comercio y Desarrollo, la Organización de las Naciones Unidas para la Agricultura y la Alimentación, el Fondo Monetario Internacional, la Organización Mundial del Comercio, el Centro de Comercio Internacional, la Organización de Cooperación y Desarrollo Económicos, la Oficina de Estadística de las Comunidades Europeas y la Organización Mundial de Aduanas.

⁵ Publicación de las Naciones Unidas, número de venta: S.94.XVII.4.

7. La necesidad de volver a revisar las recomendaciones fue examinada por el Equipo de Tareas sobre estadísticas del comercio internacional de mercancías, el cual apoyó la iniciativa de la División de Estadística de iniciar el proceso de revisión y acordó participar activamente en él.

B. Principales esferas que se deberán revisar y actualizar

8. A fin de obtener la información necesaria para llevar a cabo el proceso de revisión, en 2006 se realizó una encuesta de las prácticas nacionales de recopilación y difusión de estadísticas del comercio. La División de Estadística de las Naciones Unidas elaboró un cuestionario detallado, que fue revisado por otros miembros del Equipo de Tareas y enviado conjuntamente a los países en junio de 2006 por la División de Estadística, la Organización de Cooperación y Desarrollo Económicos (OCDE) y la Organización Mundial del Comercio, con el objetivo fundamental de examinar la aplicación por los países de las recomendaciones contenidas en la segunda revisión de las *Estadísticas del comercio internacional de mercancías* y las directrices sobre compilación enunciadas en el *Manual para Compiladores*.

9. El informe detallado de los resultados de esta encuesta se publicará en el sitio web de la División de Estadística de las Naciones Unidas a finales de 2007. A continuación se describen determinadas esferas en que tal vez sea necesario revisar y actualizar las recomendaciones actuales a la luz de las respuestas de los países.

10. *Definición general de cobertura.* Entre otras cosas, la encuesta reveló que, tal como se recomienda, la abrumadora mayoría de los países basa sus estadísticas comerciales en el principio del movimiento físico de los bienes, según el cual se deben registrar todos los bienes que se añaden o se substraen del conjunto de recursos materiales del país. El criterio de traspaso de la propiedad sólo se utiliza en relación con determinadas categorías de bienes, sobre todo cuando no se dispone de registros de aduana sobre el movimiento transfronterizo de bienes. Las respuestas indican que los países siguen prácticas diferentes en este sentido. Dada la importancia que reviste el traspaso de la propiedad para las estadísticas de la balanza de pagos y las cuentas nacionales, es preciso revisar de forma más sistemática la diversidad de casos en que podría aplicarse el criterio del traspaso de la propiedad, y actualizar las recomendaciones pertinentes.

11. *Bienes para elaboración.* Se recomienda que los bienes para elaboración se incluyan en las estadísticas comerciales, y el 83,5% de los países cumple con esta recomendación. La mayoría de los países también confirmó que podía identificar por separado un subconjunto de este tipo de bienes: los declarados como bienes para procedimientos de perfeccionamiento activo y pasivo. Sin embargo, es preciso estudiar en mayor detalle la capacidad de los países para registrar por separado otros tipos de bienes para elaboración, sobre todo teniendo en cuenta que en el futuro se requerirá que, en los casos en que no haya traspaso de propiedad, los bienes para elaboración no se incluyan en las transacciones de mercancías que se reflejan en la balanza de pagos. En este contexto, podría ser necesario introducir recomendaciones adicionales a fin de identificar por separado otras categorías de bienes para elaboración.

12. *Bienes que cruzan fronteras como resultado de transacciones entre empresas matrices y sus empresas de inversiones directas (filiales/sucursales).* Todos los países desarrollados siguen la recomendación de incluir esta categoría de bienes en

sus estadísticas comerciales. Sin embargo, para los países en desarrollo esta tarea resulta más difícil, habida cuenta de que el 18% indica que no aplica esta recomendación. De ello se desprende que quizás sería necesario actualizar las recomendaciones pertinentes a fin de mejorar la situación. Esta cuestión merece atención especial en vista de la creciente globalización de la economía mundial y de las preocupaciones relativas a la exactitud de la valoración de las corrientes de ese tipo de bienes.

13. *Sistema comercial.* La encuesta reveló que para la mayoría de los países, en particular los que han abolido los controles aduaneros en sus fronteras, resulta difícil utilizar el sistema comercial general recomendado. Dado que el registro de estadísticas sobre la base de este sistema es esencial, no solo para observar el movimiento internacional de bienes, sino también para determinar la balanza de pagos y confeccionar las cuentas nacionales, es preciso revisar la recomendación relativa a los sistemas comerciales. Por ejemplo, la recomendación actualizada podría incluir referencias al uso de fuentes no aduaneras para asegurar un mejor registro de los bienes que no entran al territorio aduanero. Además, es necesario aclarar el límite del territorio estadístico que define el sistema comercial general (por ejemplo, enumerando los elementos territoriales que deben abarcar los países que aplican este sistema e indicando qué elementos territoriales se pueden excluir).

14. *Valoración.* Las respuestas de los países a la pregunta relativa a la valoración confirman que la recomendación de utilizar el sistema de valoración de coste, seguro y flete (CIF) para las importaciones y de franco a bordo (FOB) para las exportaciones se aplica muy bien (el 93,4% de los encuestados utiliza valores tipo CIF para las importaciones y el 96,7% utiliza valores tipo FOB para las exportaciones). Es muy alentador que el 40,5% de los países esté aplicando la recomendación de reunir datos sobre fletes y seguros internacionales cuando hace 10 años sólo el 29,7% recopilaba esos datos. Además, varios países confirmaron que recopilaban y publicaban los datos del valor FOB de las importaciones.

15. La experiencia de los países que pueden recopilar datos sobre el valor FOB de las importaciones es de gran interés, dado que esos datos son necesarios para realizar diversos tipos de análisis económicos y conciliar las estadísticas del comercio internacional de mercancías con las de la balanza de pagos y del comercio internacional de servicios. En este contexto, tal vez sea necesario formular recomendaciones adicionales para aumentar la disponibilidad de datos sobre el valor FOB de las importaciones, por lo menos de manera agregada.

16. *País copartícipe.* La recomendación relativa a la asignación del país copartícipe, que se formula en la segunda revisión de *Estadísticas del comercio internacional de mercancías*, se aplica bien, dado que el 90,9% de los países registra el país de origen de las importaciones y el 91,7% registra el país de último destino conocido de las exportaciones. Sin embargo, cabe observar que para determinar el país de origen, el 81,5% de los países desarrollados sigue las disposiciones del Convenio de Kyoto, mientras que hace lo propio sólo el 59,5% de los países en desarrollo. Cabe preguntarse entonces si las recomendaciones revisadas no deberían tratar en mayor detalle la cuestión de la asignación del país copartícipe, además de promover la versión revisada del Convenio. Asimismo, debería examinarse la recomendación de registrar el país de último destino conocido de las exportaciones para determinar si es posible o no hacerla más operativa.

17. El 46,3% de los países indicó que registraba el país de consignación como información adicional para la asignación del país copartícipe en el caso de las importaciones y sólo el 19,8% dijo hacer lo propio en el caso de las exportaciones. Teniendo en cuenta que la disponibilidad de este tipo de información relativa al país copartícipe es esencial para realizar diferentes tipos de análisis económicos y estudios de conciliación de las estadísticas del comercio, quizás se podría reforzar la recomendación actual sobre el registro del país de consignación.

18. *Fuentes de datos y estrategias de recopilación de datos.* La encuesta sobre las prácticas nacionales confirmó que para la mayoría de los países las declaraciones de aduanas siguen siendo la principal fuente de datos. Esto se aplica sobre todo a los países en desarrollo, teniendo en cuenta que el 97,9% de esos países confirmó que así era. Sin embargo, en el último decenio, los países desarrollados han venido complementando cada vez más las declaraciones de aduana con otras fuentes de datos. Por ejemplo, el 59,3% de los países desarrollados utiliza los registros administrativos relacionados con los impuestos y el 51,9% utiliza encuestas empresariales. En el caso de otros países, los porcentajes correspondientes son sólo el 21,3% y el 19,1%, respectivamente.

19. La tendencia a hacer un mayor uso de las fuentes no aduaneras debería examinarse cuidadosamente para determinar si es preciso introducir recomendaciones internacionales adecuadas para asegurar la máxima comparabilidad posible de los datos y promover buenas prácticas. En este contexto, también cabría formular algunas recomendaciones adicionales sobre cooperación interinstitucional.

20. *Calidad de los datos y metadatos.* En la segunda revisión de las *Estadísticas del comercio internacional de mercancías* no se abordó en suficiente detalle la calidad de los datos ni la recopilación y difusión de metadatos. La División de Estadística de las Naciones Unidas considera que en la próxima versión revisada de las recomendaciones se debería prestar más atención a esta esfera. Deberían analizarse temas como los relativos a los indicadores de la calidad, el contenido y la estructura de los metadatos para determinar qué tipo de orientación podría ser necesaria, teniendo en cuenta las recomendaciones sobre esos temas aprobadas por la Comisión para otros ámbitos de las estadísticas.

21. *Políticas de difusión.* En la segunda revisión de *Estadísticas del comercio internacional de mercancías* figuran en un capítulo aparte (el VII) recomendaciones sobre diversos aspectos de la difusión de los datos que la mayoría de los países aplica. En la mayoría de los casos, la disponibilidad de los datos del comercio se corresponde con las directrices establecidas para las estadísticas económicas (por ejemplo, en el 77% de los países que respondieron al cuestionario los datos mensuales del comercio están disponibles en un plazo de 43 días, y en el 81,7%, los datos anuales están disponibles en un plazo de siete meses). A partir de las buenas prácticas acumuladas en este sentido, las recomendaciones revisadas podrían concretarse más y armonizarse mejor con recomendaciones similares dirigidas a otros ámbitos de las estadísticas. Además, se debería prestar particular atención a redactar algunas recomendaciones adicionales sobre la difusión de metadatos y la presentación de informes internacionales.

III. Estrategia de la División de Estadística para organizar el proceso de revisión

22. En 2007, la División de Estadística elaboró una estrategia plurianual para actualizar las recomendaciones sobre las estadísticas del comercio internacional de mercancías formuladas por la Comisión. Esta estrategia incluye:

- a) Obtener una evaluación inicial de la situación general de las estadísticas del comercio realizando un estudio general de las prácticas actuales de los países;
- b) Crear un grupo de expertos sobre estadísticas del comercio internacional de mercancías que ayude en el proceso de actualización (véase el mandato en el anexo);
- c) Preparar el proyecto provisional de recomendaciones revisadas y presentarlo a la Comisión de Estadística para que lo examine y apruebe en el 41º período de sesiones, que se celebrará en marzo de 2010;
- d) Elaborar un manual actualizado sobre la recopilación de estadísticas del comercio internacional de mercancías a más tardar en 2011;
- e) Seguir perfeccionando la base de datos de las Naciones Unidas sobre estadísticas de comercio de productos básicos (UN Comtrade), para asegurar que pueda almacenar, procesar y difundir estadísticas del comercio internacional de mercancías compiladas de conformidad con las recomendaciones revisadas (2011);
- f) Comenzar las actividades de asistencia técnica en favor de los países en desarrollo, incluida la organización de cursillos de capacitación para reforzar sus capacidades de recopilar y difundir estadísticas del comercio internacional de mercancías de conformidad con las recomendaciones revisadas.

23. Algunos elementos de esta estrategia ya se han aplicado. Como se indicó anteriormente, se realizó una encuesta sobre las prácticas nacionales. Para asegurar la participación activa de los países en el proceso de revisión y su apoyo al futuro proyecto de *Recomendaciones sobre estadísticas del comercio internacional de mercancías, Revisión 3*, la División de Estadística de las Naciones Unidas estableció el Grupo de Expertos de las Naciones Unidas sobre estadísticas del comercio internacional de mercancías, cuya primera reunión se celebrará, según lo previsto, del 3 al 6 de diciembre de 2007 en Nueva York. Además, varias organizaciones internacionales que elaboran o utilizan estadísticas del comercio internacional de mercancías han sido invitadas a participar en la labor del Grupo de Expertos y a formular observaciones y sugerencias. La tarea principal de la primera reunión del Grupo de Expertos consistirá en determinar las esferas en que es preciso revisar las recomendaciones existentes o formular nuevas recomendaciones, elaborar una lista de temas que se someterán a un proceso mundial de consultas y proporcionar orientación sobre el alcance y el contenido de las futuras recomendaciones.

24. Sobre la base de las conclusiones del Grupo de Expertos y tomando en cuenta las observaciones y sugerencias del Equipo de Tareas, la División de Estadística elaborará una lista de temas para la primera ronda de consultas mundiales, que se celebrará de mayo a junio de 2008. De julio a octubre de 2008, la División de Estadística preparará un informe en el que resumirá los resultados de las consultas, y en noviembre de 2008 organizará un período de sesiones virtual del Grupo de Expertos para evaluar la forma de incorporar esos resultados en la primera versión

del proyecto provisional de Revisión 3 de las *Recomendaciones*. El informe resumido sobre el proceso mundial de consultas y el informe de la reunión virtual del Grupo de Expertos se presentarán al Equipo de Tareas para que formule observaciones.

25. A finales de marzo de 2009, la División de Estadística habrá preparado la primera versión del proyecto provisional de Revisión 3 de las *Recomendaciones* y de abril a mayo de 2009 organizará una consulta mundial al respecto. La División de Estadística elaborará un informe en el que resumirá los resultados de esas consultas y lo presentará al Grupo de Expertos y al Equipo de Tareas. A partir de las observaciones y sugerencias que reciba, la División de Estadística preparará entonces una segunda versión del proyecto provisional (agosto de 2009) y la presentará al Grupo de Expertos en su segunda reunión para que la examine y haga suya. Esta segunda reunión del Grupo de Expertos está prevista tentativamente para septiembre/octubre de 2009. Después de incorporar las observaciones del Grupo de Expertos y del Equipo de Tareas, la División de Estadística presentará el proyecto definitivo de Revisión 3 de las *Recomendaciones* a la Comisión de Estadística para que lo examine y apruebe (diciembre de 2009).

26. Si la Comisión aprueba la Revisión 3 de las *Recomendaciones*, la versión original en inglés se publicará en el sitio web de la División de Estadística y se notificará a los países debidamente. Posteriormente, la Revisión 3 se publicará en todos los idiomas oficiales de las Naciones Unidas.

27. A partir de la segunda mitad de 2010, la División de Estadística comenzará sus actividades de asistencia técnica para ayudar a los países a aplicar la Revisión 3 de las *Recomendaciones*. Este programa comprenderá, entre otras cosas, la elaboración de materiales didácticos y la preparación de la versión actualizada de *Estadísticas del comercio internacional de mercancías: Manual para Compiladores*.

IV. Temas a debatir

28. **Tal vez la Comisión de Estadística desee:**

a) **Hacer suya la iniciativa de la División de Estadística de las Naciones Unidas de revisar las recomendaciones existentes sobre estadísticas del comercio internacional de mercancías y pedir que el proyecto de recomendaciones revisadas sea presentado a la Comisión para que ésta lo apruebe en su 41^o período de sesiones que se celebrará in 2010;**

b) **Recomendar a la División de Estadística que el proyecto de Recomendaciones revisadas proporcione un marco conceptual actualizado de las estadísticas del comercio internacional de mercancías y las orientaciones necesarias sobre la recopilación y difusión de datos en el marco de un enfoque integrado de las estadísticas económicas.**

Anexo

Mandato del Grupo de Expertos de las Naciones Unidas sobre estadísticas del comercio internacional de mercancías

1. El Grupo de Expertos de las Naciones Unidas sobre estadísticas del comercio internacional de mercancías se establece con la finalidad de:

- a) Asegurar la participación activa de los países en la revisión de las recomendaciones sobre estadísticas del comercio internacional de mercancías;
- b) Examinar y hacer suyo el proyecto de recomendaciones revisadas;
- c) Proporcionar orientación con respecto a la aplicación de las recomendaciones revisadas, una vez que hayan sido aprobadas por la Comisión de Estadística.

2. El Grupo de Expertos de las Naciones Unidas sobre estadísticas del comercio internacional de mercancías se reunirá convocado por la División de Estadística de las Naciones Unidas.

3. La División de Estadística de las Naciones Unidas, en su calidad de órgano convocador del Grupo de Expertos de las Naciones Unidas sobre estadísticas del comercio internacional de mercancías, presentará a la Comisión de Estadística informes periódicos sobre la marcha del proceso de revisión y la aplicación de las recomendaciones revisadas.



NACIONES UNIDAS
DEPARTAMENTO DE ASUNTOS ECONOMICOS Y SOCIALES
DIVISION DE ESTADISTICA

**Revisión de las recomendaciones relativas a las estadísticas del comercio
internacional de mercancías**

Documento de consulta

Naciones Unidas, Nueva York

2008

Introducción

La Comisión de Estadística de las Naciones Unidas en su 39° período de sesiones (del 26 al 29 de febrero de 2008) endosó la iniciativa y la estrategia de la División de Estadística de las Naciones Unidas (UNSD) para revisar las recomendaciones existentes relativas a las estadísticas del comercio internacional de mercancías contenidas en *Estadísticas del comercio internacional de mercancías: conceptos y definiciones, Revisión 2* (ECIM, Rev.2) y solicitó que el primer borrador de las recomendaciones revisadas estuviere sometido a la Comisión para ser adoptadas en su 41° período de sesiones en 2010.

Los consejos de compilación mencionados en *Estadísticas del comercio internacional de mercancías: Manual para compiladores* (ECIM: CM) también deben ser considerados y revisados en el proceso de la revisión¹.

El elemento dominante de la estrategia de revisión es una consulta mundial con los compiladores nacionales de ECIM. La consulta será conducida en dos etapas: i) consulta inicial sobre las cuestiones más relevantes para fijar el alcance de las recomendaciones futuras (abril - junio de 2008) y ii) consulta sobre el texto completo del borrador provisional de las recomendaciones revisadas (junio - agosto de 2009).

UNSD es asistido en el proceso de la revisión por un Grupo de expertos en estadísticas de comercio internacional de mercancías (GE-ECIM) constituido por expertos nacionales de varios países desarrollados y países en desarrollo y expertos de organizaciones internacionales. El GE-ECIM se reunió por primera vez en Nueva York del 3 al 6 de diciembre de 2007 y seleccionó 17 asuntos para los cuales era necesarias recomendaciones a nivel global a fin de definir el alcance de las recomendaciones revisadas futuras. El informe y las presentaciones de esta reunión se pueden encontrar en el sitio Web de UNSD (véase <http://unstats.un.org/unsd/trade/GE-ECIM/GE-ECIM%20web%20announcement.htm>). El informe es muy útil si usted necesita más información sobre el proceso de revisión.

En el siguiente cuestionario cada uno de los 17 asuntos se presenta en cuatro partes, a saber:

- (1) referencia a las recomendaciones existentes relevantes en ECIM, Rev.2, o al texto relevante en ECIM:MC;
- (2) resultados relevantes de la encuesta sobre prácticas de los países (Cuestionario 2006 sobre las prácticas nacionales de compilación y disseminación de estadísticas del comercio internacional de mercancías²);
- (3) comentarios e información adicional;
- (4) preguntas y comentarios del respondedor.

¹ ECIM, Rev.2 y ECIM:MC se pueden encontrar en <http://unstats.un.org/unsd/trade/methodology%20IMTS.htm>

² Un resumen de los resultados del cuestionario sobre PNCD 2006 se puede encontrar en el capítulo uno de *Estadísticas del comercio internacional de mercancías: Suplemento al manual para compiladores* (véase <http://unstats.un.org/unsd/trade>).

Por favor ofrezca sus respuestas marcando las cajas apropiadas y escribiendo claramente sus comentarios en la caja de texto “**comentarios del respondedor**”. Antes de ofrecer sus respuestas y comentarios, por favor considere tanto los méritos conceptuales como la viabilidad de poner en práctica cualquier recomendación.

Si cierta información relevante a las preguntas planteadas en este documento de consulta ha sido recopilada de otra agencia en su país, le sugerimos que consulte con esa agencia antes de someter sus respuestas. Específicamente, le sugerimos que consulte con sus administraciones aduaneras y con sus grupos de usuarios más importantes.

Quisiéramos subrayar que damos la bienvenida a todos los comentarios que usted pueda tener sobre cualquiera de los asuntos. Esos comentarios nos ayudarán al formular las recomendaciones revisadas para tema específicos.

Al final del cuestionario hemos reservado un espacio para comentarios adicionales y generales. En ese espacio usted puede añadir su opinión sobre otros asuntos cuya consideración usted juzgue relevante y que no hayan sido mencionado claramente en el cuestionario.

Por favor envíe el cuestionario llenado a Vladimir Markhonko (email markhonko@un.org) antes del 4 de julio de 2008.

Asuntos relativos a la consulta mundial

Asunto 1: Cobertura

1. Recomendación existente

Cobertura (ECIM, Rev.2, párr. 14). Como directriz general, se recomienda que las estadísticas del comercio internacional de mercancías registren todos los bienes que se suman al acervo de recursos materiales de un país, o se restan de él, debido a los movimientos de entrada (importaciones) o de salida (exportaciones) de su territorio económico. Los bienes que simplemente se transportan a través de un país (bienes en tránsito) o se admiten o se retiran temporalmente de él (excepto los bienes para su elaboración interna o en el exterior, véase párr. 28) no se suman ni se restan del acervo de recursos materiales de un país y por consiguiente no se incluyen en las estadísticas del comercio internacional de mercancías. En muchos casos el territorio económico de un país coincide en gran medida con su territorio aduanero, que es el territorio en el que se aplica plenamente la legislación aduanera de un país.

2. Resultado del cuestionario del PNCD 2006

Pregunta:	Si	No	N/A
Como regla general, ¿incluye bajo estadísticas de comercio los bienes que ingresan (importaciones) o salen (exportaciones) de su territorio económico (con excepción de bienes en tránsito o admitidos/despachados temporalmente)?	90.9	5	4.1

3. Comentario

El significado operacional de los términos usados en esta definición no está siempre claro. En algunos casos (por ejemplo, ciertas categorías de mercancías admitidas a depósitos de aduanas, de mercancías despejadas para uso doméstico pero después transportadas a otro país), los recopiladores no están seguros de que los bienes que ingresan/salen del territorio económico deban ser sumados a los recursos materiales de un país o restados de los mismos.

4. Pregunta(s)

Pregunta 1: ¿Usted está de acuerdo con que la recomendación existente sobre la cobertura debe ser elaborada más a fondo para aclarar el significado de los términos usados en ella, incluyendo:

- i) “sumarse a o restarse del acervo de recursos materiales de un país”?

SI

NO

NEUTRO

ii) “simplemente ser transportado”?

SI

NO

NEUTRO

iii) “entrada temporal”?

SI

NO

NEUTRO

Los comentarios del respondedor:

Asunto 2: Uso del traspaso de propiedad entre residentes y no residentes

1. Recomendación existente

Con excepción de varios casos especiales (por ejemplo buques) y de una referencia al anexo A, ECIM, Rev.2 no ofrece lineamientos adicionales sobre el uso del traspaso de propiedad entre residentes y no residentes en las estadísticas del comercio internacional de mercancías.

2. Resultado del cuestionario del PNCD 2006

Pregunta:	SI	No	N/A
¿Utiliza el traspaso de propiedad (entre residentes y no residentes) como criterio para incluir ciertos bienes en las estadísticas de comercio?	28.8	64.5	6.7
¿Su oficina puede compilar estadísticas detalladas del comercio por producto y por país copartícipe, con base en el traspaso de propiedad?	26.4	66.9	6.7

3. Comentarios

Mientras que ECIM se basa en el criterio del movimiento físico de mercancías, se sugiere que la aplicabilidad del principio de traspaso de propiedad entre residentes y no residentes en casos específicos (buques, aeronaves, etc.) necesita ser definida más claramente para ayudar a los recopiladores en sus decisiones. Esto se necesita también debido a la aplicación más estricta de este principio en la sexta edición del Manual de Balanza de Pagos (MBP6).

4. Pregunta(s)

Pregunta 2: ¿Está Usted de acuerdo con las siguientes afirmaciones?

i) Las razones para usar el traspaso de propiedad entre residentes y no residentes como un criterio alternativo para la inclusión de ciertas categorías de mercancías deben ser explicadas.

SI NO NEUTRO

ii) Se debe desarrollar y revisar una lista de dichas categorías de mercancías, y añadirla al manual revisado.

SI NO NEUTRO

Los comentarios del respondedor:

Asunto 3: Los programas de computador empaquetado

1. Recomendación(es) existente(s)

ECIM, Rev.2 hace una distinción entre programas de computador (o productos audiovisuales) empaquetados, que se recomienda deben ser incluidos, y los programas de computador “desarrollados sobre pedido a la medida”. Los párrafos siguientes dan los detalles.

Bienes utilizados como soportes de información y programas de computadora (ECIM, Rev.2, párr. 27). Se incluyen en esta categoría, por ejemplo: a) Paquetes que contienen disquetes o discos CD-ROM con programas de computadora y/o datos elaborados para uso general o comercial (no de carácter especial), con o sin manual del usuario, y b) Cintas de audio y video grabadas por fines generales o comerciales. No obstante, deberán excluirse de las estadísticas del comercio internacional de mercancías: i) los disquetes o discos CD-ROM con programas de computadora y/o datos de carácter especial; ii) Cintas de audio y video que contengan grabaciones originales, y iii) Planos sobre pedido a medida, etcétera.

En ECIM, Rev.2, párr.48 ***Bienes clasificados como parte del comercio de servio*** está mencionado que “en esta categoría se incluyen: i) los disquetes o discos CD-ROM con programas de computadora y/o datos, especialmente elaborados; ii) Cintas de audio o video que contienen grabaciones originales, y iii) Planos sobre pedido a medida, etcétera.”

2. Resultados del cuestionario PNCD2006

Pregunta: ¿Usted INCLUYE en las estadísticas del comercio:	Si	No	N/A
Mercancías utilizadas como soportes de información y programas de computación desarrollados para uso general o comercial (por ejemplo, paquetes de disco CD-ROM o DVD que contengan datos o programas de computadora); Nota: esta categoría excluye materiales especialmente elaborados.	76.8	14.9	8.3

3. Comentarios

ECIM, Rev.2, no hace una distinción entre las licencias periódicas o perpetuas necesarias para éstos los programas de computador y productos audiovisuales empaquetados. Se recomienda la inclusión de todos estos productos de software empaquetados (ECIM, Rev.2, párrafo 27). En MBP6 se menciona cierta preocupación por el tratamiento del software y de los productos audio-visuales, y actualmente se está discutiendo si una parte de todo el software empaquetado debería ser tratado como servicios. En vista de lo anterior, la pregunta

es si la recomendación existente del ECIM, Rev.2 sobre los “bienes utilizados como soportes de información y programas de computadora” debe ser actualizada para clarificar su alcance.

4. Pregunta(s)

Pregunta 3: ¿Usted está de acuerdo con que la recomendación existente (ECIM, Rev.2, párr. 27) sobre la inclusión de bienes utilizados como soportes de información y programas de computadora³ debe ser actualizada con respecto a su alcance?

SI

NO

NEUTRO

Los comentarios del respondedor:

³ Por ejemplo, paquetes que contienen disquetes o discos CD-ROM con programas de computadora y/o datos elaborados para uso general o comercial (no de carácter especial)

Asunto 4: Bienes para elaboración

1. Recomendación existente

Bienes para elaboración (ECIM, Rev.2, párr. 28). Se trata de bienes enviados al extranjero o importados a un país para su elaboración, inclusive la elaboración por contrato. Por ejemplo, refinación de petróleo, elaboración de metal; montaje de vehículos o manufactura de prendas de vestir. Estos bienes; así como los productos resultantes de dicha elaboración deberán registrarse como importaciones y exportaciones de los países respectivos.

2. Resultados del cuestionario PNCD 2006

Pregunta: ¿Usted INCLUYE en las estadísticas del comercio?:	Si	No	N/A
Bienes para elaboración (i.e., bienes enviados al extranjero o importados a su país para su elaboración, inclusive la elaboración por contrato y bienes obtenidos mediante el procedimiento de la elaboración interna)	83.5	9.1	7.4

3. Comentarios

El comercio internacional ha estado en el centro de muchas discusiones recientes sobre la globalización a través de la internacionalización (*off-shoring*) del proceso de producción, las operaciones de multinacionales, las inversiones extranjeras directas o negociaciones comerciales. Los procesos de producción de ropa, vehículos de motor, televisiones o computadoras a menudo están dispersos en varios países, no sólo para reducir costos de mano de obra y capital, sino también, por ejemplo, para beneficiarse de los incentivos a la inversión que ofrecen los países anfitriones. Aun cuando la discusión sobre el tratamiento estadístico de bienes para elaboración no es de ninguna manera nueva, éstos ha atraído mucha atención recientemente debido a su mayor importancia económica, especialmente para las economías como China y México. Otra razón es que el SCN 1993, la Rev1 y el MBP6 ahora recomiendan específicamente que si los bienes están procesando en el exterior pero la propiedad de los bienes no se ha traspasado a la empresa procesadora, la transacción debe ser tratada como comercio internacional en servicios⁴ para dejar de hacer la excepción al principio del traspaso de propiedad que se había estado aplicado en las ediciones anteriores de estos manuales.

Más información sobre los bienes para elaboración se puede encontrar en el borrador recientemente lanzado de *Estadísticas del comercio internacional de mercancías: Suplemento al manual para compiladores* (véase <http://unstats.un.org/unsd/trade/ECIMsupplcompilersmanual.htm>).

⁴ En MBP6, para referir a tal caso, FMI usa “Servicios de fabricación en las entradas físicas poseídas por otras”.

4. Pregunta(s)

Pregunta 4: ¿Usted está de acuerdo con:

i) que la recomendación existente (ECIM, Rev.2, párr. 28) relativa a la inclusión de bienes para elaboración debe ser actualizada a fin de definir su alcance más claramente?

SI

NO

NEUTRO

ii) que se debe añadir una nueva recomendación indicando que los bienes para elaboración con insumos físicos que son propiedad de otros deben ser registrados por separado?

SI

NO

NEUTRO

Los comentarios del respondedor:

Asunto 5: Transacciones entre empresas matrices y sus filiales

1. Recomendación existente

Según el ECIM, Rev.2, Los bienes que cruzan frontera como resultado de transacciones entre empresas matrices y sus empresas de inversión directa (filiales/sucursales) deberán incluirse. (ECIM, Rev. 2, párr. 29)

2. Resultados del cuestionario PNCD 2006

Pregunta: ¿Usted INCLUYE en las estadísticas del comercio?:	Si	No	N/A
Bienes que cruzan la frontera como resultado de transacciones entre empresas matrices y sus empresas de inversión directa (filiales/sucursales)	74.4	14	11.6

3. Comentarios

Según MBP6, cuando las empresas afiliadas son entidades legales separadas, sus transacciones deben ser tratadas según las propias reglas de las partes para determinar si hay o no un traspaso de propiedad. (MBP6, párrafo 10.21). Si no hay traspaso de propiedad, la transacción será excluida de la mercancía general en BdeP, a menos que haya una reventa de los bienes transferidos. Si, en general, el comercio entre las entidades afiliadas no exige un traspaso de propiedad, será muy útil para los recopiladores de BOP saber cuáles transacciones fueron hechas entre afiliados. Es posible que a los estadísticos de ECIM se les solicite esta información adicional.

4. Pregunta(s)


Pregunta 5: ¿Usted está de acuerdo con que la recomendación existente (ECIM, Rev.2, párr. 29) de incluir los bienes que cruzan fronteras como un resultado de transacciones entre empresas matrices y sus empresas de inversión directa (afiliados/sucursales) sea complementada con una nueva recomendación en la que dichos bienes deban ser registrados por separado?

SI

NO

NEUTRO

Los comentarios del respondedor:



Asunto 6: Programas de computadora y productos audio-visuales entregados electrónicamente por descarga o de otra manera

1. Recomendación existente

ECIM, Rev.2 y MBP5 no cubren los programas de computadora y productos audio-visuales entregados electrónicamente por descarga o de otra manera. Están mencionados en ECIM:MC, capítulo 5, párrafo 125.

(ECIM:MC, capítulo 5, párr. 125) La transmisión electrónica de un país a otro de *cualquier* información (programas de computadora, planos, libros, música, planos de ingeniería, etc.) está fuera del alcance de las estadísticas del comercio, pues generalmente se considera un servicio y no una mercancía.

2. Resultados del cuestionario PNCD 2006

No está disponible.

3. Comentarios

Con respecto a este asunto, MBP6 indica que todos los programas de computadora y productos audio-visuales genéricos (i.e., no hechos a la medida), entregados electrónicamente por descarga o de otra manera, se excluyen de la mercancía general BdeP y se tratan como parte del comercio en servicios.

4. Pregunta(s)

Pregunta 6: ¿Usted está de acuerdo con que sería necesaria una nueva recomendación para excluir de manera clara la transmisión electrónica de un país a otro de cualquier producto descargado (por ejemplo, programas de computador, modelos, libros, música, películas, planes de ingeniería, etc.), porque está fuera del alcance de las estadísticas del comercio internacional de mercancías?

SI

NO

NEUTRO

Los comentarios del respondedor:



Asunto 7: Inclusiones y exclusiones asimétricas

1. Recomendación existentes

En muchos casos ECIM, Rev.2 contiene recomendaciones asimétricas relativas a las inclusiones y exclusiones para importaciones y exportaciones. Por ejemplo:

EL combustible de pañol, los pertrechos, el lastre y el material de estiba (ECIM, Rev.2, párr. 39) que son:

a) Adquiridos por buques a aeronaves nacionales a buques o aeronaves extranjeros en el territorio económico de un país, o desembarcados en puertos nacionales de buques o aeronaves extranjeros, deben incluirse en las importaciones (por lo que respeta a las exportaciones, véase párr. 59 b) abajo)

b) Suministrados a buques aeronaves extranjeros en el territorio económico de un país, deben incluirse en las exportaciones (por lo que respeta a las importaciones, véase párr. 59 a) *abajo*).

El combustible de pañol, los pertrechos, el lastre y el material de estiba (ECIM, Rev.2, párr. 59):

a) Adquiridos por buques o aeronaves nacionales fuera del territorio económico de un país quedaran excluidos, pero se registrarán por separado (por lo que respeta a las exportaciones, véase párr. 39 b) *arriba*);

b) Suministrados por buques o aeronaves nacionales a buques o aeronaves extranjeras territorio económico de un país, o desembarcadas puertos extranjeros desde buques o aeronaves nacionales, quedaran excluidos, pero se registrarán por separado (por lo que respeta a las importaciones, véase párr. 39 a) *arriba*)

2. Resultados del cuestionario PNCD 2006

Pregunta: ¿Usted INCLUYE en las estadísticas del comercio:	Si	No	N/A
El combustible de pañol, los pertrechos, el lastre y el material de estiba suministrados a buques o aeronaves extranjeros en el territorio económico de su país	52.9	35.5	11.6
El combustible de pañol, los pertrechos, el lastre y el material de estiba desembarcados en puertos nacionales de buques o aeronaves extranjeros	33.1	42.9	24
El combustible de pañol, los pertrechos, el lastre y el material de estiba adquiridos por buques o aeronaves nacionales a buques o aeronaves extranjeros en el territorio económico de su país	29.8	47.1	23.1

Pregunta: ¿Usted EXCLUYE en las estadísticas del comercio:	Si	No	N/A
El combustible de pañol, los pertrechos, el lastre y el material de estiba adquiridos por buques o aeronaves nacionales fuera del territorio económico de su país	49.6	21.5	28.9
El combustible de pañol, los pertrechos, el lastre y el material de estiba suministrados por buques o aeronaves nacionales a buques o aeronaves extranjeras fuera del territorio económico de su país, o desembarcados en puertos extranjeros desde buques o aeronaves nacionales	46.3	22.3	31.4

3. Comentarios

Según lo indicado arriba, el asunto 7 trata de, por ejemplo, los artículos que son a) adquiridos por buques o aeronaves nacionales (según la terminología en MBP6 se llaman operadores móviles en puertos) fuera del territorio económico de un país o b) suministrados por buques o aeronaves nacionales a buques o aeronaves extranjeras fuera del territorio económico de su país, o desembarcados en puertos extranjeros desde buques o aeronaves nacionales. En ECIM, Rev.2, se recomienda que estos artículos sean excluidos de ECIM pero que se registren por separado para fines de cuentas nacionales y balanza de pagos (ECIM, rev. 2, párrafo 59). Para obtener dichos datos suplementarios, se podría realizar una encuesta a una muestra representativa de compañías aéreas y de navegación solicitando datos sobre los combustibles de pañol, los pertrechos, el lastre y el material de estiba. Sin embargo, tales transacciones, que ocurren dentro del territorio económico de un país, se incluyen en las exportaciones y las importaciones (ECIM, Rev. 2, párrafo 39). Otro caso con asimetrías similares es la capture de pescados en alta mar.

4. Pregunta(s)

Pregunta 7: ¿Está usted de acuerdo con:

i) ¿que, como regla general, las recomendaciones sobre las inclusiones y las exclusiones deben ser simétricas (que si se recomienda incluir cierta categoría de bienes en las estadísticas de importaciones también se recomiende su inclusión en las estadísticas de exportaciones, y viceversa)?

SI

NO

NEUTRO

ii) ¿que se revisen todas las inclusiones y exclusiones asimétricas⁵, y que se reconfirмен, se modifiquen o se cancelen?

⁵ Por ejemplo, se recomienda que los combustibles de pañol suministrados a buques o aeronaves extranjeros sean incluidos en las estadísticas de exportación [ECIM, Rev.2, párr. 39, pagina 9], pero se recomienda que sean excluidos de las estadísticas de importación [ECIM, Rev.2, párr. 59, pagina 11]

SI

NO

NEUTRO

Los comentarios del respondedor:

Asunto 8: Añadir el modo de transporte

1. Recomendación existentes

En ECIM, Rev.2 no hay ninguna referencia explícita sobre el modo de transporte. Sin embargo, ECIM, Rev.1 (ECIM, Rev1, párrafo 148) recomienda que los países recopilen los datos de importación y de exportación según modo del transporte, detallado en tres categorías:

- aéreo
- acuático (marítimo y fluvial)
- terrestre (ferroviario, carretero, y por oleoductos y gasoductos)

2. Resultados del cuestionario PNCD 2006

Pregunta :	Todos los 122 países o regiones		
	Si	No	N/A
Si recopila estadísticas de comercio según modo de transporte, ¿identifica los siguientes modos?			
Aéreo	85.9	8.3	5.8
Marítimo	76.0	13.2	10.8
Vías fluviales	33.9	38.8	27.3
Ferrocarril	53.7	28.1	18.2
Caminos	66.2	19.8	14.0
Oleoductos y gasoductos	38.8	38.0	23.2

3. Comentarios

Como la mayoría de los países compilan los datos comerciales según el modo de transporte, parece apropiado que se revisen las recomendaciones relevantes en ECIM Rev.1 y que se elaboren aún más en ECIM, Rev.3.

4. Pregunta(s)

Pregunta 8(a): ¿Usted está de acuerdo con que se incluyan en ECIM, Rev.3 las recomendaciones actualizadas sobre la compilación y difusión de las estadísticas del comercio según el modo de transporte?

SI NO

Pregunta 8(b): En caso afirmativo, por favor especifique cuál modo de transporte debe ser registrado:

- Por el medio de transporte en el puerto de salida/puerto de llegada

SI **NO**

ii) Por el modo de transporte predominante

SI **NO**

iii) Por modo de transporte múltiple

SI **NO**

iv) Por otro modo de transporte, por favor, explique abajo.

SI **NO**

Los comentarios del respondedor:

Asunto 9: Añadir las importaciones de acuerdo con el tipo FOB

1. Recomendación existente

(ECIM, Rev.2, párr. 116) Con objeto de promover la comparabilidad de las estadísticas del comercio internacional de mercancías y teniendo en cuenta las prácticas comerciales y de información de datos de la mayoría de los países, se recomienda que:

a) **El valor estadístico de los bienes importados sea un valor del tipo CIF**

2. Resultados del cuestionario PNCD 2006

Pregunta :	Si	No	N/A
¿Los datos sobre fletes y seguros internacionales asociados con la importación de bienes están disponibles en forma separada?	40.5	57.8	1.7
¿Recopila o publica el valor de bienes importados como valor del tipo FOB?	27.3	70.2	2.5

3. Comentarios

Las importaciones FOB son requeridas por los recopiladores de BdeP y de las cuentas nacionales. También hay un interés cada vez mayor en los datos de las importaciones valorados FOB, para ejercicios de reconciliación y porque ofrecen una base para un análisis más completo de los flujos internacionales de mercancías y de servicios.

4. Pregunta(s)

Pregunta 9: ¿Usted está de acuerdo con que:

i) además de la recomendación existente sobre la valuación de importaciones⁶ una nueva recomendación sea que el valor estadístico de tales bienes se registre de acuerdo con el tipo FOB (como información adicional)?

SI

NO

NEUTRO

⁶ El valor estadístico de los bienes importados sea un valor del tipo CIF (IMTS, Rev.2, párr. 116, point (a), página 24).

Los comentarios del respondedor:

ii) la compilación de los datos de importaciones de tipo FOB debe estar por lo menos a nivel del monto total?

SI

NO

NEUTRO

iii) se debe alentar la compilación de datos de importaciones de tipo FOB a un nivel detallado?

SI

NO

NEUTRO

Los comentarios del respondedor:

Asunto 10: Consolidación del país de consignación en caso de importaciones

1. Recomendación existente

(ECIM, Rev.2, párr. 150) Aunque ningún método de asignación de país copartícipe es ideal, la asignación por origen de las importaciones satisface algo que se considera una aplicación prioritaria de las estadísticas del comercio internacional de mercancías; a saber: las cuestiones de política comercial y el análisis económico conexo. En consecuencia, se recomienda que, en el caso de las importaciones, se registre el país de origen; **que se registre como información adicional el país de consignación**; y que, en el caso de las exportaciones, se registre el país de último destino conocido.

2. Resultados del cuestionario PNCD 2006

Pregunta : ¿Compila estadísticas de importaciones según:	Si	No	N/A
País de origen?	90.9	7.4	1.7
País de consignación?	46.3	47.1	6.6
País en donde se realizó la compra?	29.8	64.4	5.8
Otro?	13.2	43.0	43.8

3. Comentarios

En general, el país de consignación para las importaciones se ve como información importante para los ejercicios de la reconciliación y para un mejor cálculo de balanzas comerciales con países copartícipes.

4. Pregunta(s)

Pregunta 10: ¿Está de acuerdo con que la recomendación actual de registrar el país de consignación de las importaciones como información adicional (ECIM, Rev.2, párrafo 150, página 31) debe ser reforzada, recomendando que se registre el país de consignación como un segundo país copartícipe atribuido a las importaciones, además del país de origen?

SI

NO

NEUTRO

Los comentarios del respondedor:

Asunto 11: País de consignación opcional o recomendado en caso de exportaciones

1. Recomendación existente

No hay ninguna referencia sobre el país de consignación para exportaciones en ECIM, Rev.2.

2. Resultados del cuestionario PNCD 2006

Pregunta : ¿Recopila estadísticas de exportación según:	SI	No	N/A
país de último destino conocido?	91.7	5.8	2.5
país de consignación?	19.8	62.0	18.2
país donde se realizó la venta?	23.1	71.1	5.8
otro?	5.0	47.9	47.1

3. Comentarios

Se ha sugerido que el país de consignación (1) es mejor conocido por los exportadores que el país de último destino conocido, y que puede ser utilizado para comprobar la validez del país de último destino conocido; y (2) es útil para los ejercicios de la reconciliación.

4. Pregunta(s)

Pregunta 11: ¿Usted está de acuerdo con que el país de consignación en caso de exportaciones deba ser:

i) la segunda asignación recomendada de país copartícipe junto con el país de último destino conocido?

SI

NO

NEUTRO

Los comentarios del respondedor:

ii) una asignación opcional de país copartícipe que debe ser alentada?

SI

NO

NEUTRO

Los comentarios del respondedor:

Asunto 12: Utilización de fuentes y estrategias de recopilación de datos no aduaneras

1. Recomendación existente

(ECIM, Rev.2, párr. 12) En un creciente número de casos no se puede lograr plena cobertura de las estadísticas del comercio internacional de mercancías mediante la sola utilización de los registros de aduanas, sea porque las transacciones pertinentes ya no están sometidas a control aduanero o a vigilancia aduanera, o porque el sistema de registro no es adecuado desde un punto de vista estadístico. Se recomienda que en tales casos se utilicen otras fuentes. Por ejemplo, los Estados miembros de la Unión Europea han elaborado, para fines de las estadísticas del comercio de mercancías dentro de la Unión, un sistema de recolección de datos que se basa en las encuestas mensuales a las empresas. Se obtiene información adicional por conducto de las autoridades fiscales mediante la recaudación del impuesto sobre el valor agregado. Muchos países utilizan las encuestas a las empresas como medio de recolectar datos sobre transacciones a las que no pueden llegar las autoridades aduaneras (por ejemplo, el comercio de electricidad, agua, gas, petróleo y bienes para uso militar). Las estadísticas del comercio internacional de mercancías de otros países se basan en los registros de las autoridades monetarias, y en el caso de las importaciones y exportaciones de oro, la mayoría de los países utiliza datos suministrados por esas autoridades.

2. Resultados del cuestionario PNCD 2006

Pregunta :	Si	No	N/A
¿Son las declaraciones de aduana la principal fuente de datos?	88.4	9.1	2.5

Pregunta: ¿Hace uso de las siguientes fuentes de datos?	SI	No	N/A
Registros administrativos vinculados a los impuestos	29.7	62	8.3
Encuestas a empresas	26.4	63.6	10
Matrícula de aeronaves y buques	23.1	68.5	8.4

3. Comentarios

La importancia de las fuentes de datos no aduaneros ha aumentado debido que cierta información estadística importante no está presente en los documentos aduaneros. Asimismo, la facilitación de los trámites de aduanas, la eliminación de las medidas arancelarias y la completa eliminación de documentos aduaneros entre los miembros de uniones aduaneras crean dificultades adicionales para los recopiladores de datos comerciales. Por lo tanto, parece apropiado ofrecer mayor dirección en el uso de fuentes no aduanera y en las estrategias correspondientes de compilación de los datos.

4. Pregunta(s)

Pregunta 12: ¿Usted está de acuerdo con lo siguiente?

i) Que se incluya una nueva recomendación en cuanto al uso de las fuentes no aduaneras y las estrategias de compilación (por ejemplo, sobre el uso de las encuestas a empresas, los registros de los negocios estadísticos, la matrícula de aeronaves y buques etc.) en el contexto de una función reducida de las declaraciones aduaneras, de la promoción de un enfoque integrado a la estadística económica y de las necesidades de análisis de la globalización.

SI

NO

NEUTRO

ii) Que se trate explícitamente el asunto de valuación y momento de registro en el caso de registros no aduaneros.

SI

NO

NEUTRO

Los comentarios del respondedor:

Asunto 13: Mantenimiento de arreglos institucionales

1. Recomendación existente

ECIM, Rev.2 no contiene ninguna recomendación con respecto a los arreglos institucionales necesarios por la recolección de información básica con el fin de recopilar ECIM. Sin embargo, *Estadísticas del comercio internacional de mercancías: Manual para compiladores* (ECIM:MC) describe varios marcos institucionales (ECIM:MC, capítulo 2) e indica algunas prácticas deseables en esta área. Por ejemplo:

(ECIM:MC, Cap. 2, párr 15) Los compiladores deberían establecer un acuerdo de trabajo con las organizaciones que llevan registros pertinentes para las estadísticas del comercio (por ejemplo, los registros de importaciones y exportaciones de energía eléctrica y de envíos de gas natural y petróleo crudo por gasoducto u oleoducto que lleven los organismos gubernamentales especializados). Asimismo, los compiladores deberían, cuando así proceda, formular iniciativas tendientes a la modificación de las leyes o los reglamentos administrativos nacionales pertinentes a fin de establecer bases sólidas para el mejoramiento de la calidad y la producción en tiempo oportuno de las estadísticas del comercio. Ello comprende la determinación de los organismos gubernamentales competentes en materia de estadísticas del comercio y el establecimiento de una clara división de responsabilidades entre ellos.

(ECIM:MC, Cap. 2, para 22) La circunstancia de que la oficina de estadística deba basarse en datos provenientes de fuentes que le son externas la obliga a mantener estrechas relaciones de cooperación con todos los departamentos y organismos gubernamentales involucrados. La oficina de estadística y la administración de aduanas – el mayor proveedor de datos - , junto con los demás organismos que son fuentes de datos, deberían elaborar un **memorando de entendimiento** a efectos de definir claramente las funciones y responsabilidades de cada parte en relación con todos los aspectos relacionados con la producción y la distribución de las estadísticas oficiales. El memorando debería ser actualizado toda vez que fuese necesario.

2. Resultados del cuestionario PNCD 2006

Pregunta :	Si	No	N/A
¿Su oficina tiene algún memorando de acuerdo, o algún otro tipo de acuerdo de colaboración con alguna de las agencias mencionadas arriba?	65.2	28.1	6.7
Si tiene acuerdos de trabajo con otras agencias, ¿su oficina se reúne o consulta regularmente con éstas antes de la publicación de estadísticas de comercio?	39.7	45.4	14.9

3. Comentarios

Se sugiere que se revisen estas recomendaciones y se incluyan en ECIM, Rev. 3, con el fin de subrayar la importancia de los arreglos institucionales para la compilación de estadísticas de comercio de alta calidad.

4. Pregunta(s)

Pregunta 13: ¿Usted está de acuerdo con incluir una nueva recomendación relativa a la necesidad de establecer y de mantener arreglos institucionales que aseguren una compilación de estadísticas comerciales eficaz?

SI

NO

NEUTRO

Los comentarios del respondedor:

Asunto 14: Recomendaciones relativas a la calidad de las estadísticas del comercio internacional de mercancías

1. Recomendación existentes

ECIM, Rev.2 cubre el asunto de la calidad de los datos principalmente desde la perspectiva de presentación de informes y difusión de datos (véase el capítulo VII). ECIM:MC contiene un capítulo relativo a la calidad de los datos (ECIM:MC, capítulo 11).

2. Resultados del cuestionario PNCD 2006

No está disponible.

3. Comentarios

Desde la introducción de ECIM, Rev.2 en 1998, un número de marcos de calidad, informes e indicadores fueron desarrollados y puestos en práctica por organizaciones internacionales y regionales (FMI, OCDE y EUROSTAT). Además, se incluyeron algunos capítulos separados relativos a la calidad de los datos en las recomendaciones internacionales desarrolladas recientemente en otras áreas, tales como las estadísticas del comercio distributivo y las estadísticas industriales. Por lo tanto, se sugiere que también se cubra la cuestión relativa a la calidad de los datos en ECIM, Rev.3.

4. Pregunta(s)

Pregunta 14: ¿Usted está de acuerdo con lo siguiente?

i) Que ECIM, Revisión 3 debe proporcionar recomendaciones relativas a la calidad de las estadísticas del comercio internacional de mercancías.

SI

NO

NEUTRO

Los comentarios del respondedor:

ii) Que ello incluye la presentación de informes relativos a la calidad de los datos.

SI **NO** **NEUTRO**

iii) Que ello incluye la evaluación de la calidad de los datos.

SI **NO** **NEUTRO**

iv) Que ello incluye el uso de algunos indicadores relativos a la calidad de los datos.

SI **NO** **NEUTRO**

Los comentarios del respondedor:

Asunto 15: Proporcionar recomendaciones adicionales relativas a la compilación y la difusión de meta datos de estadísticas del comercio internacional de mercancías

1. Recomendación existentes

(ECIM, Rev.2, párr. 154) **Difusión.** La utilidad de las estadísticas del comercio internacional de mercancías, al igual que otras estadísticas económicas, mejora cuando se satisfacen las necesidades del usuario. Entre esas necesidades del usuario están la de disponer de una clara información acerca de las fuentes y métodos utilizados para recolectar y recopilar los datos, así como la presentación oportuna y periódica de datos confiables y precisos. No obstante, se reconoce que puede haber conflicto entre los objetivos de oportunidad, confiabilidad y precisión de los datos. Por consiguiente, se recomienda que los recopiladores de datos:

- a) Difundan públicamente documentación sobre sus fuentes y métodos;
- b) Anuncien públicamente las fechas previstas de publicación;
- c) Proporcionen mensualmente informes de datos a la comunidad de usuarios mediante publicaciones y/o medios electrónicos;
- d) Revisen periódicamente los datos (cuando se disponga de información adicional), teniendo debidamente en cuenta las necesidades de los usuarios de estadísticas confiables.

2. Resultados del cuestionario PNCD 2006

Pregunta:	Si	No	N/A
¿Pone a disposición del público la documentación sobre sus fuentes y métodos?	74.4	18.2	7.4

3. Comentarios

En muchos casos los metadatos completos no son tan fácilmente disponibles porque no forman parte integral de la difusión de las estadísticas del comercio exterior. Los metadatos relativos a las ECIM son importantes tanto para la interpretación correcta de las estadísticas del comercio de un país como para la comparación de los datos comerciales entre países en

ejercicios de reconciliación. Por lo tanto, se sugiere que se fortalezcan las recomendaciones existentes relativas a la compilación y la difusión de metadatos.

4. Pregunta(s)

Pregunta 15: ¿Usted está de acuerdo con que ECIM, Rev. 3 debe proporcionar recomendaciones adicionales sobre la compilación y la difusión de metadatos como una parte integral del programa de trabajo regular de los recopiladores comerciales?

SI

NO

NEUTRO

Los comentarios del respondedor:

Asunto 16: Compilación de índices del comercio exterior

1. Recomendación existente

(ECIM, Rev.2, párr. 160) **Números índices.** Muchos usuarios necesitan también más información que la que proporcionan los valores comerciales por país o por producto y también requieren información sobre precios y volúmenes. Pueden elaborarse dos tipos de índices que reflejen los precios: índices de valor unitario, basados primordialmente en documentos de aduanas, e índices de precios, basados en datos de encuestas. Las ventajas e inconvenientes relativos de estos dos enfoques de la recopilación de índices e describen en la publicación de las Naciones Unidas, titulada Estrategias para la medición de precios y cantidades en comercio exterior. Aunque por lo general se prefieren los índices de precios, en la práctica cabe la posibilidad de que los países no dispongan de los recursos necesarios para compilar ese tipo de información. Se recomienda que todos los países produzcan y publiquen índices de volumen (quantum), así como índices de valor unitario de precios para sus importaciones y exportaciones totales con periodicidad mensual trimestral y anual. Se alienta también a los países que calculen y publiquen esos índices cuando menos trimestralmente, por lo que respecta a los grupos detallados de productos.

2. Resultados del cuestionario PNCD 2006

No está disponible.

3. Comentarios

Los países utilizan tanto encuestas de precios como valores unitarios en la compilación de los índices del comercio exterior. Sin embargo, una mayoría de países continúa utilizando valores unitarios en la compilación de índices de comercio exterior. Esto se hace a menudo porque las encuestas de precios son muy costosas. Aunque las encuestas de precios pueden ser el método preferido para compilar índices del comercio exterior, los valores unitarios tienen utilidad complementaria, pues algunos países los utilizan para obtener el desglose por producto y por país, y podrían servir en comparaciones internacionales.

Un grupo de técnico de trabajo auspiciado por el FMI está preparando un manual sobre índices de precios para exportaciones e importaciones. Este manual está escrito en conformidad con los anteriores manuales sobre índices de precios del consumidor e índices de precios del productor (<http://www.imf.org/external/np/sta/tegeipi/index.htm>).

En este contexto puede ser deseable que ECIM, Rev.3 proporcione recomendaciones adicionales sobre la compilación, la difusión y el uso de índices de comercio, y que convoque al refinamiento de dichas recomendaciones en una actualización futura de ECIM, Manual para el compilador.

4. Pregunta(s)

Pregunta 16:

a) ¿Usted está de acuerdo con que ECIM, Rev.3 debe proporcionar recomendaciones más detalladas sobre la compilación, la difusión y el uso de índices de comercio exterior?

SI **NO** **NEUTRO**

b) ¿Usted confirma que en su país (o región):

i) se conducen regularmente encuestas de precios con el fin de calcular índices del comercio exterior?

SI **NO** **NEUTRO**

ii) se compilan índices de comercio exterior basados enteramente o parcialmente en estas encuestas de precios?

SI **NO** **NEUTRO**

iii) se calculan valores unitarios con el fin de obtener los índices del comercio exterior?

SI **NO** **NEUTRO**

iv) se compilan los índices del comercio exterior basados enteramente o parcialmente en estos valores unitarios?

SI **NO** **NEUTRO**

Los comentarios del respondedor:

Asunto 17: Compilación de los datos ajustados por estacionalidad

1. Recomendación existentes

(ECIM, Rev.2, párr. 161) *Datos ajustados estacionalmente*. La publicación de datos ajustados estacionalmente con periodicidad mensual/trimestral, que incluyen tanto valores como número índice, proporciona una valiosa información adicional necesaria para el análisis económico. Se alienta a los países a que publiquen esos datos periódicamente.

2. Resultados del cuestionario PNCD 2006

No está disponible

3. Comentarios

Los datos de comercio ajustados por estacionalidad son importantes para realizar análisis económicos. Algunos países cuentan con prácticas bien establecidas para la producción y la publicación de dichos datos, mientras que muchos otros no lo hacen. Por lo tanto, podría ser deseable que se proporcione una explicación más detallada sobre la utilidad de los datos ajustados estacionalmente y que se recomiende su compilación y difusión de manera regular (más que solamente alentarlas).

4. Pregunta(s)

Pregunta 17: ¿Usted está de acuerdo con lo siguiente?

i) Que ECIM, Rev.3 recomiende claramente la difusión de los datos ajustados estacionalmente.

SI NO NEUTRO

ii) Que ECIM, Rev.3 recomiende claramente un método preferido para el ajuste, tal como X12-ARIMA, con el fin de que estos datos sean comparables internacionalmente?

SI NO NEUTRO

Los comentarios del respondedor:

Comentarios Generales:

STAT 442/3(1)

23 de abril de 2008

Estimados colegas,

Re: Consulta sobre la revisión de las recomendaciones para las estadísticas de comercio internacional de mercancías

Es de mi agrado informale que la Comisión de Estadística de Naciones Unidas, en su 39ª. sesión celebrada del 26 al 29 de febrero de 2008, apoyó nuestra iniciativa de revisar las recomendaciones existentes sobre estadísticas de comercio internacional de mercancías. La Comisión además solicitó que se sometiera el borrador de las recomendaciones revisadas a la misma para su adopción en su 41ª. sesión en 2010.

El elemento clave de la revisión de UNSD es una consulta mundial con los compiladores nacionales de estadísticas de comercio. Esta consulta será llevada a cabo en dos etapas: (i) consulta inicial sobre los temas más relevantes para fijar el alcance de las futuras recomendaciones (abril – junio 2008) y (ii) consulta sobre el texto íntegro del borrador provisional sobre las recomendaciones revisadas (junio-agosto 2009).

El fin de esta carta es invitarlo a participar en la primera etapa del proceso de consulta. Anexo un documento con 17 asuntos sobre los cuales nos gustaría recibir sus puntos de vista. Estos asuntos fueron seleccionados por el Grupo de Expertos en Estadísticas de Comercio Internacional de Mercancías, y fue respaldado por el Grupo de Trabajo Interinstitucional sobre Estadísticas de comercio Internacional de Mercancías.

En caso de que la recopilación de algunas de las informaciones que son relevantes para los asuntos que se identifican en el documento esté bajo la responsabilidad de otras agencias en su país, le agradeceríamos mucho que consultase con dichas agencias antes de enviarnos sus respuestas. Específicamente, nos gustaría animarlo a que consulte con las administraciones de aduanas y con sus grupos de usuarios más importantes.

Me gustaría subrayar que todos sus comentarios relacionados con cualquiera de los temas son bienvenidos. Esos comentarios nos darán una guía más precisa al momento de formular las recomendaciones revisadas para asuntos específicos.

Le agradecería mucho que enviara el cuestionario completo al Sr. Vladimir Markhonko, Jefe de la Rama de Estadísticas de Comercio (e-mail: markhonko@un.org), a más tardar el 4 de julio de 2008.

Atentamente,

Paul Cheung
Director
División de Estadística/DESA

International Merchandise Trade Statistics: Supplement to the Compilers Manual

This document is the final draft as submitted to the United Nations editors on 7 March 2008.

The Department of Economic and Social Affairs of the United Nations Secretariat is a vital interface between global policies in the economic, social and environmental spheres and national action. The Department works in three main interlinked areas: (i) it compiles, generates and analyses a wide range of economic, social and environmental data and information on which States Members of the United Nations draw to review common problems and to take stock of policy options; (ii) it facilitates the negotiations of Member States in many intergovernmental bodies on joint courses of action to address ongoing or emerging global challenges; and (iii) it advises interested Governments on the ways and means of translating policy frameworks developed in United Nations conferences and summits into programmes at the country level and, through technical assistance, helps build national capacities.

NOTE

Symbols of United Nations documents are composed of capital letters combined with figures. Mention of such a symbol indicates a reference to a United Nations document.

ST/ESA/STAT/SER.F/87/Add.1

UNITED NATIONS PUBLICATION

Sales No.E.08.XVII.9

ISBN 978-92-1-161512-8

Copyright © United Nations, 2008
All rights reserved

Preface

The *International Merchandise Trade Statistics: Supplement to the Compilers Manual* has been prepared with the support of the inter-agency Task Force on International Merchandise Trade Statistics¹ (TFIMTS) as agreed at its 2003 meeting in Geneva, Switzerland. The primary purpose of the *Supplement* is to assist United Nations Member States in the implementation of the guidelines adopted by the United Nations Statistical Commission and laid out in *International Merchandise Trade Statistics: Concepts and Definitions, Revision 2* (IMTS, Rev.2)² and *International Merchandise Trade Statistics: Compilers Manual*³. The *Supplement* may also serve as a guide to users who wish to understand better the nature of trade data.

The *Supplement* covers a number of topics deemed to be beneficial to trade data compilers, including an overview of compiling practices, the revised International convention on the simplification and harmonization of customs procedures (revised Kyoto Convention), the 2007 edition of the Harmonized Commodity Description and Coding System, specific compilation issues such as goods for processing and re-exports, an overview of the differences between IMTS and general merchandise in balance of payments statistics, the lessons learned from the Intrastat system of the European Union, and the topic of linking trade and business statistics.

The *Supplement* is directed to all institutions which play a role in the collection, compilation and dissemination of trade statistics - the term “compiler” as used in the *Supplement* refers to those institutions. It recognizes that customs departments around the world are the primary producers of basic data on trade transactions, whereas national statistical offices are mostly responsible for processing and dissemination of the trade statistics. Much of the text is written in respect of individual countries or areas. However, as customs unions have become more prevalent in recent years, a separate chapter has been added specifically on collection of data within a customs union.

Acknowledgments

The *Supplement* was drafted by the Statistics Division of the United Nations Department of Economic and Social Affairs, Statistics Division (UNSD), with contributions from members of TFIMTS. Specifically, we would like to thank Mr. Andreas Maurer and Mr. Yann Marcus of the World Trade Organization for their significant inputs to sections 4A and 4D, Mr. Clemens Schröter and Mr. Karo Nuortila of the Statistical Office of the European Communities for their initial drafts of chapter 6 and section 4B, and Mr. Andreas Lindner of the Organisation for Economic Co-operation and Development for his initial draft of chapter 7. Further, we very

¹ The inter-agency Task Force on International Merchandise Trade Statistics is convened by the World Trade Organization and further consists of the United Nations Statistics Division, the Organisation for Economic Co-operation and Development, the Statistical Office of the European Communities, the United Nations Food and Agriculture Organization, the World Customs Organization, the International Monetary Fund, the United Nations Conference on Trade and Development, the International Trade Centre and the UN Regional Commissions.

² United Nations publication, Sales No. E.98.XVII.16.

³ United Nations publication, Sales No. E.02.XVII.17

much appreciated the comments received from Mr. Robert Dippelsman of the International Monetary Fund and Mr. Simon Royals of the World Customs Organization. The drafting of the *Supplement* went through various cycles of revisions and the responsibility of the final versions of all chapters lies entirely with UNSD.

Explicitly or implicitly, information on IMTS issues and practices has been passed on by trade statistics compilers to UNSD via workshops and other meetings in many regions of the world⁴. We are grateful for all the input received in this way and specifically like to mention the examples of practices of Brazil, China, Mexico, the Netherlands, New Zealand and Norway, which have been incorporated in this *Supplement*. Furthermore, we thank all national offices which have completed and returned the National Compilation and Dissemination Practices questionnaire. The unique information received via these questionnaires has been processed and an overview of the results is shown in the first chapter of the *Supplement*.

Last but not least, we would like to acknowledge the many hours devoted to the drafting and re-drafting of the *Supplement* by the staff of the Trade Statistics Branch of UNSD, specifically Mr. Vladimir Markhonko, who retained the overall responsibility of this publication, Mr. Ronald Jansen, Mr. Matthias Reister and Mr. Serekeberhan Zerai.

Overview

The *Supplement* is divided into seven chapters, covering compilation practices (chapters 1 and 6), reference documentation (chapters 2 and 3), compilation issues (chapter 4), conceptual issues (chapter 5) and the relation between trade and business statistics (chapter 7). Relevant country experiences have been added in chapters 4 and 7, whereas chapter 6 provides an in-depth view of the trade data collection system of the European Union. Several annexes provide supplementary information; they immediately follow the chapter to which they refer.

Chapter 1, which gives an overview of the results of the National Compilation and Dissemination Practices questionnaire, follows the structure of the questionnaire, which in turn follows the structure of the IMTS: Compilers Manual. The content of this chapter is completely new and should give the data compiler some insights in how countries in general are complying with the recommendations set out in IMTS, Rev.2.

Chapters 2 and 3 describe some recently published reference documents related to the work of trade statistics. Chapter 4 treats in detail specific compilation issues which had received renewed interest in recent years, namely *Goods for Processing*, *Goods for Repair*, *Re-exports* and the *Feasibility of Imports FOB*. Chapter 5 gives an in-depth report on the differences in treatment of trade statistics between IMTS, Rev.2 and the sixth edition of the Balance of Payments Manual (BPM6)⁵.

⁴ Workshops in Addis Ababa (2004), Khartoum (2004), Abuja (2005), Douala (2006), Bangkok (2006), Fiji (2007), Lima (2007), Amman (2007) and Addis Ababa (2007), and also the Expert Group on IMTS in New York (2007), see <http://unstats.un.org/unsd/trade/default.htm> for details.

⁵ The draft version of BPM6 of November 2007 was used as reference for *the Supplement*.

Chapter 6 and 7 relate trade to enterprise statistics. Because customs documents are no longer available as data source for intra-community trade the European Union had to source information directly from enterprises engaged in international transactions. More generally, chapter 7 looks at how to link trade to the characteristics of enterprises, which is important for national economic analysis of issues such as employment.

Table of Contents

Preface	3
Acknowledgments	3
Overview	4
Table of Contents	7
Chapter 1 An overview of National Compilation and Dissemination Practices	9
<i>A. Introduction</i>	9
<i>B. Institutional arrangements</i>	9
<i>C. Sources of data</i>	10
<i>D. Coverage and time of recording</i>	11
<i>E. Categories of included and excluded goods</i>	12
GOODS TO BE INCLUDED IN THE DETAILED INTERNATIONAL MERCHANDISE TRADE STATISTICS	12
GOODS TO BE EXCLUDED FROM THE DETAILED INTERNATIONAL MERCHANDISE TRADE STATISTICS	13
<i>F. Kyoto convention and relevant customs procedures</i>	13
<i>G. Trade system</i>	15
<i>H. Commodity classifications</i>	16
<i>I. Quantity measurements</i>	16
<i>J. Valuation</i>	17
<i>K. Partner country</i>	18
<i>L. Data quality</i>	19
<i>M. Trade by mode of transport</i>	20
<i>N. Reporting and dissemination</i>	21
<i>Annex 1 Distribution of responses with respect to goods recommended for inclusion</i>	24
<i>Annex 2 Distribution of responses with respect to goods recommended for exclusion</i>	26
<i>Annex 3 Comparison of responses in 1996 and 2006 versions of the questionnaire</i>	28
Chapter 2 Revised Kyoto Convention	33
<i>A. Structure of the Convention</i>	34
<i>B. Body</i>	34
<i>C. General Annex</i>	35
GOODS DECLARATION FORMAT AND CONTENTS	35
DOCUMENTS SUPPORTING THE GOODS DECLARATION	36
<i>D. Specific Annexes</i>	36
ADMISSION OF GOODS	37
AUTHORIZED OPERATIONS	37
<i>E. Customs Procedures and IMTS</i>	38
IMPORTS	38
RE-IMPORTS	41
EXPORTS	42
RE-EXPORTS	43
EXCLUSIONS FROM IMTS	44
<i>Annex 1 Position as Regards Ratifications and Accessions (as at 8 January 2008) of International Convention on the simplification and harmonization of Customs procedures</i>	46
<i>Annex 2 Example from General Annex</i>	48
Chapter 3 The Harmonized Commodity Description and Coding System, 2007 edition and Standard International Trade Classification, Revision 4	50
<i>A. The Harmonized Commodity Description and Coding System, 2007 edition</i>	50
<i>B. Standard International Trade Classification, Revision 4</i>	51
<i>Annex 1 List of Harmonized System code numbers deleted as from 1 January 2007</i>	56

<i>Annex 2 List of new Harmonized System code numbers for the separate identification of articles of environmental or social concern</i>	<i>60</i>
<i>Annex 3 List of codes whose number is unchanged though the scope has been modified</i>	<i>61</i>
Chapter 4 Selected data compilation issues	64
A. Goods for processing.....	64
DESCRIPTION OF GOODS FOR PROCESSING.....	64
CUSTOMS PROCEDURES RELEVANT FOR RECORDING OF GOODS FOR PROCESSING	66
EXAMPLES OF MEASURING GOODS FOR PROCESSING	67
PRACTICE IN CHINA	69
PRACTICE IN MEXICO	70
SOME CONCLUSIONS	72
B. Goods for repair.....	73
DEFINITION OF REPAIR TRANSACTIONS: EU EXPERIENCE	73
C. Re-exports.....	75
RULES OF ORIGIN	76
PRACTICE IN THE NETHERLANDS.....	77
PRACTICE IN NEW ZEALAND.....	77
D. Feasibility of Imports FOB.....	78
PRACTICE IN BRAZIL.....	82
Chapter 5 The relationship between trade on IMTS, Rev.2 and BPM6 basis	83
A. Bridge Table between IMTS and BPM6.....	83
DIFFERENCES IN COVERAGE: ITEMS TO BE ADDED TO IMTS FOR BOP PURPOSES	84
DIFFERENCES IN COVERAGE: ITEMS TO BE SUBTRACTED FROM IMTS.....	86
DIFFERENCES IN VALUATION AND TIME OF RECORDING.....	88
SPECIAL RECORDING FOR GOODS UNDER MERCHANTING IN BPM6.....	88
DIFFERENCES THAT NO LONGER EXIST IN BPM6.....	89
ADJUSTMENTS DUE TO NATIONAL PRACTICES IN THE COMPILATION OF IMTS.....	89
THE ISSUE OF ADDITIVITY OF DATA ON TRADE IN GOODS AND TRADE IN SERVICES	90
Chapter 6 The Intrastat System of the European Union.....	92
A. Foreword by UNSD.....	92
B. INTRASTAT	92
HISTORICAL BACKGROUND	93
KEEPING THE CUSTOMS SYSTEM FOR TRADE WITH NON-MEMBER COUNTRIES	94
THE LINK WITH THE VAT SYSTEM.....	94
A DIRECT DATA COLLECTION SYSTEM	95
C. INTRASTAT survey.....	95
COMPARABILITY WITH TRADE DATA COLLECTED ON CUSTOMS DECLARATIONS	96
PERCEIVED AS COMPLEX COLLECTION SYSTEM	96
ENSURE DATA QUALITY	97
INSTITUTIONAL ARRANGEMENTS	98
COMPARABILITY BETWEEN COMMUNITY STATISTICS AND NATIONAL STATISTICS	99
ACHIEVEMENTS AND CURRENT CHALLENGES	99
HOW CAN INTRASTAT LESSONS BE USEFUL FOR OTHER CUSTOMS UNIONS?	101
Chapter 7 Linking Trade with Business Statistics.....	102
A. Introduction.....	102
B. How to combine trade and business statistics?.....	103
LINKING VARIOUS SOURCES	103
PREPARING FOR DATA INTEGRATION – A SAMPLE QUESTIONNAIRE	103
METHODOLOGICAL RECOMMENDATIONS – AN ILLUSTRATION	103
GENERATING STANDARDIZED TRADE TABLES ACCORDING TO ENTERPRISE CHARACTERISTICS	105
C. Concluding remarks	106
<i>Annex 1 Sample Questionnaire</i>	<i>107</i>
<i>Annex 2 Some output tables of the Linkage Exercise: Example of Norway.....</i>	<i>111</i>

Chapter 1 An overview of National Compilation and Dissemination Practices

A. Introduction

1.1. This chapter provides an overview of national compilation and dissemination practices and their compliance with the recommendations contained in *International Merchandise Trade Statistics: Concepts and Definitions, Revision 2* (IMTS, Rev.2) and compilation guidelines outlined in *International Merchandise Trade Statistics: Compilers Manual*. The results shown are based on 121 responses to the questionnaire which was drafted by UNSD, reviewed by other TFIMTS members and sent out jointly by UNSD, OECD and WTO to trade statistics compilers in 2006.

1.2. The questionnaire contained 173 questions covering all recommendations contained in IMTS, Rev.2 and guidelines provided in IMTS: Compilers Manual. It included a number of the same questions used in a survey conducted between 1992 and 1995. This allowed, with respect to the topics covered in those questions, to assess changes in country practices over time. Below is a summary of findings organized by the questionnaire's sections.

B. Institutional arrangements

1.3. The country responses confirmed that the compilation and dissemination of IMTS are normally the responsibility of national statistical offices (77.6% of countries confirmed that). However, in the remaining countries the official international merchandise trade statistics (thereafter, trade statistics) is compiled and disseminated by other governmental agencies such as statistical departments of the customs administrations (e.g., in China and the Russian Federation) or central banks (e.g., in Latin American countries).

1.4. It is encouraging that in most countries Memorandums of Understanding (MoUs) or similar working agreements between the agency responsible for official trade statistics and agencies that are providing data are established (MoUs exist in 67% of developing and transitional and in 59.3% of developed countries).⁶ However, only 44.6% and 22.2% of the same countries reported conducting regular inter-agency meetings before the release of statistics (see Table 1.1).

⁶ For explanation and details regarding the distinction of developed and developing/transitional countries used in this text please see the website of the Millennium Development Goals at <http://mdgs.un.org/unsd/mdg/Default.aspx>. Please note that there is no established convention for the designation of “developed” and “developing” countries or areas in the United Nations system. In common practice, Japan in Asia, Canada and the United States in North America, Australia and New Zealand in Oceania, and most of Europe are considered “developed” regions.

Table 1.1 Questions on institutional arrangements

Question	All 121 countries or areas			Developed			Developing and transitional		
	Yes	No	N/A	Yes	No	N/A	Yes	No	N/A
Does your office have any memorandum of understanding or any similar working agreement with any of the mentioned agencies?	65.2	28.1	6.7	59.3	29.6	11.1	67.0	27.7	5.3
If you have working agreements with other agencies, does your office regularly meet or consult with these agencies before release of the trade statistics?	39.7	45.4	14.9	22.2	55.6	22.2	44.6	42.6	12.8

C. Sources of data

1.5 For 88.4% of countries customs declarations remain the main source of data (see Table 1.2). However, there is a considerable difference in country practices as only 55.6% of developed countries confirmed that customs declarations are the main source of data compared with 97.9% of developing and transitional countries. Developed countries use more additional data sources, such as administrative records associated with taxation (59.3%) and enterprise surveys (51.9%) as compared with developing and transitional countries where these percentages are only 21.3% and 19.1%, respectively. This is one of the consequences of the abolition of customs controls among countries of the European Union and the significant simplification of customs procedures among other developed countries. The trend towards more active use of non-customs sources is also due to the fact that in certain countries some important trade flows are not declared to customs.

Table 1.2 Questions on sources of data

Question	All 121 countries or areas			Developed			Developing and transitional		
	Yes	No	N/A	Yes	No	N/A	Yes	No	N/A
Are customs declarations the main source of data?	88.4	9.1	2.5	55.6	40.7	3.7	97.9	0	2.1
Do you use the following as additional sources of data:									
Parcel and letter post records	30.6	62.8	6.6	11.1	85.2	3.7	36.2	56.4	7.4
Administrative records associated with taxation	29.7	62	8.3	59.3	37	3.7	21.3	69.1	9.6
Currency exchange records or other records of monetary authorities	28.1	65.2	6.7	22.2	74.1	3.7	29.8	62.8	7.4

	Enterprise surveys	26.4	63.6	10	51.9	44.4	3.7	19.1	69.1	11.8
	Aircraft and ship registers	23.1	68.5	8.4	40.7	55.6	3.7	18.1	72.3	9.6
	Foreign shipping manifests	14.9	79.3	5.8	7.4	92.6	0	17.0	75.5	7.5
	Reports of commodity boards	9.9	75.2	14.9	3.7	88.9	7.4	11.7	71.3	17

D. Coverage and time of recording

1.6. The information presented in Table 1.3 proves that countries overwhelmingly base their trade statistics on the principle of physical movement of goods between countries as recommended in IMTS, Rev.2. Change of ownership is also used for some categories of goods by 59.2% of developed and 20.2% of other countries. However, the capability of compiling detailed trade statistics on the basis of change of ownership is confirmed only by 11.1% of developed countries. Ability to compile detailed trade statistics on this basis was indicted by 30.9% of other countries. Availability of trade statistics on the change of ownership basis is very important for balance of payments statistics and national accounts.

1.7. In general, time of recording is the time of lodgement of the customs declaration (71.9% of responses) as recommended.

Table 1.3 Questions on coverage and time of recording

Question	All 121 countries or areas			Developed			Developing and transitional		
	Yes	No	N/A	Yes	No	N/A	Yes	No	N/A
As a general rule, do you include in trade statistics goods which enter (imports) or leave (exports) your economic territory (except for goods in transit and temporary admissions/ withdrawals) ?	90.9	5	4.1	96.3	3.7	0.0	89.4	5.3	5.3
Do you use change of ownership (between residents and non-residents) as a basis for inclusion of certain goods in trade statistics?	28.8	64.5	6.7	59.3	40.7	0.0	20.2	71.3	8.5
Can your office compile detailed commodity by partner trade statistics on the basis of change of ownership?	26.4	66.9	6.7	11.1	85.2	3.7	30.9	61.7	7.4
Do you use date of lodgement of the customs declaration as an approximation for the time when goods enter/leave your territory?	71.9	24.8	3.3	70.4	29.6	0.0	72.3	23.4	4.3

E. Categories of included and excluded goods

1.8. Annexes 1 and 2 to this report summarize countries' responses to the questions about their practices with respect to the inclusion and exclusion of certain categories of goods. Both annexes list those goods in a descending order of percentage of "Yes" answers by all respondents. Several general observations are provided below. Annex 3 contains a comparison of current and past responses (a similar survey was conducted between 1992 and 1995).

GOODS TO BE INCLUDED IN THE DETAILED INTERNATIONAL MERCHANDISE TRADE STATISTICS

1.9. Annexes 1 and 3 confirm a relatively good compliance with the IMTS, Rev.2 recommendations regarding certain inclusions (IMTS, Rev.2, paragraphs 19-41) and they show improvement in the compliance rate for most of the economically important categories of goods since 1996. The low compliance (less than 50%) is taking place typically in the cases of goods in which international trade is relatively less significant and where there is no customs recording or such recording is very limited. Certain categories of goods, which are shown hereafter, are of special interest.

1.10. *Goods for processing.* 93.6% developed and 79.8% of developing and transitional countries include these goods in their trade statistics. Countries reported also that valuation of such goods is on a gross basis. It should be noted that countries are usually unable to separately identify goods for processing if they are not so declared. A detailed discussion of the issue of goods for processing is given in chapter 4.B.

1.11. *Goods used as carriers of information and software developed for general or commercial use.* Most of developed (88.9%) and developing and transitional countries (73.4%) include these goods in their statistics of external trade (more precisely, 16.0% of developing and transitional countries indicated not to include these goods and the remaining 10.6% provided no answer or indicated that it was not applicable). Countries reported also that valuation of such goods is based on their full value.

1.12. *Goods crossing borders as a result of transactions between parent corporations and their direct investment enterprises (affiliates/branches).* All developed countries follow the recommendation to include this category of goods into their trade statistics. For developing and transitional countries it proved to be more difficult to implement as only 67% of them confirmed compliance (18% indicated not to include these goods and 14.9% provided no answer or indicated that it was not applicable).

1.13. *Water.* The information of country practices in respect to the inclusion of water is important in view of growing environmental concerns. It is encouraging that 74.1% of developed countries indicated that they are compiling data reflecting trade in water. However, only 41.5% of developing and transitional countries indicated so (33% indicated not to include water and 25.5% provided no answer or indicated that it was not applicable).

1.14. *Estimates of unrecorded trade.* The country responses show that inclusion of estimates of unrecorded trade into official statistics is not a widespread practice as only 22.2% of developed and 11.7% of developing and transitional countries include such estimates.

GOODS TO BE EXCLUDED FROM THE DETAILED INTERNATIONAL MERCHANDISE TRADE STATISTICS

1.15. The responses shown in Annexes 2 and 3 to questions about the exclusion of particular categories of goods (IMTS, Rev.2, paragraphs 42-54) show that most countries comply with the recommended list of specific exclusions and that the compliance rate improved noticeable for most of those categories. However, for many important categories of goods the compliance rate among developed countries is noticeably higher than among other countries. Several examples of this kind are provided below.

1.16. *Goods acquired by all categories of travelers, including non-resident workers, for their own use and carried across the border in amounts or values not exceeding those established by national law.* Goods of this category are recommended for exclusion from merchandise trade as they are to be included in trade in services. The country responses show that almost all developed countries (96.3%) exclude them with 73.4% of developing and transitional countries doing the same.

1.17. *Goods under operational lease.* There is a dramatic increase in the compliance rate with respect to this recommendation between 1996 and 2006 (from 78.8% to 93.6% for developed and from only 29.6% to 69.1% for developing and transitional countries).

1.18. *Non-financial assets, ownership of which has been transferred from residents to non-residents, without crossing borders.* In case of these goods 96.3% of developed countries exclude them, but only 62.7% of developing and transitional countries reported their exclusion (12.7% indicated not to exclude these goods and 24.5% provided no answer or indicated that it was not applicable).

1.19. *Used or second hand goods.* These goods are not recommended for exclusion and the question was asked to obtain information on actual country practices. The responses confirm that these goods are not excluded by 88.9% of developed and 55.3% of other countries.

F. Kyoto convention and relevant customs procedures

1.20. A clear majority of countries (71.9%) use the Kyoto convention on customs procedures as the basis for their customs legislation. This is noteworthy as the application of the same customs standards is an important factor to improve comparability of customs records and the resulting trade statistics. Table 1.4 below provides a summary of responses to the question of whether customs procedures followed in countries allow for collection of data on certain flows of goods. In general, all countries are in a very similar position. There is a slight tendency that developed countries use more extensively the procedures allowing for recording of goods in

inward and outward processing (85% versus 70% by other countries), whereas developing and transitional countries use more procedures reflecting flows in and out of free trade zones (55% versus 45% by developed countries).

Table 1.4 Questions regarding the Kyoto convention and relevant customs procedures

Question	All 121 countries or areas			Developed			Developing and transitional		
	Yes	No	N/A	Yes	No	N/A	Yes	No	N/A
Does your country use the Kyoto Convention (<i>the International Convention on the Simplification and Harmonization of Customs procedures</i>) as the basis for the definitions of customs procedures ?	71.9	13.2	14.9	81.5	14.8	3.7	69.1	12.8	18.1
Does the recording by customs procedures allow for the identification of:									
Importation of goods under clearance for home use	89.2	8.3	2.5	85.2	14.8	0.0	90.4	6.4	3.2
Reimportation of goods in the same state	85.1	8.3	6.6	88.9	3.7	7.4	84.0	9.6	6.4
Exportation of domestic goods (outright exportation)	81.0	9.2	9.8	77.8	22.2	0.0	81.9	5.3	12.8
Temporary admission of goods subject to re-exportation in the same state	83.5	9.1	7.4	77.8	14.8	7.4	85.2	7.4	7.4
Re-exportation of goods in the same state	85.1	6.6	8.3	81.5	11.1	7.4	86.2	5.3	8.5
Temporary admission of goods for inward processing	73.6	13.2	13.2	88.9	7.4	3.7	69.1	14.9	16.0
Goods leaving the country after inward processing	72.0	14.0	14.0	85.2	11.1	3.7	68.1	14.9	17.0
Temporary exportation of goods for outward processing	73.6	14.0	12.4	92.6	7.4	0.0	68.0	16.0	16.0
Reimportation of goods after temporary exportation for outward processing	75.2	14.1	10.7	92.6	7.4	0.0	70.2	16.0	13.8
Goods admitted into a customs warehouse?	70.2	14.9	14.9	77.8	18.5	3.7	68.1	13.8	18.1
Goods leaving a customs warehouse?	71.9	11.6	16.5	81.5	14.8	3.7	69.1	10.7	20.2
Goods admitted into a commercial free zone (zones where only minimal repackaging and similar processing of goods is allowed) ?	52.9	24.8	22.3	48.2	33.3	18.5	54.3	22.3	23.4
Goods leaving a commercial free zone?	54.5	24.0	21.5	44.5	37.0	18.5	57.4	20.3	22.3
Goods admitted into an industrial free zone (zones where specific processing or manufacturing of goods is allowed) ?	53.8	23.1	23.1	48.1	29.6	22.3	55.3	21.3	23.4
Goods leaving an industrial free zone?	57.9	19.0	23.1	48.2	29.6	22.2	60.6	16.0	23.4
Goods in customs transit?	55.4	33.9	10.7	48.1	48.1	3.8	57.4	29.8	12.8

G. Trade system

1.21. According to the replies shown in Table 1.5 a high percentage of countries (41.3%) do not follow the recommendation to apply the general trade system of recording which is calling for the inclusion of all goods entering or leaving the economic territory of a country. This is in particular the case for developed countries with 59.3% of them indicating that they disseminate trade data only on the basis of the special trade system.

Table 1.5 Questions on trade system

Question	All 121 countries or areas			Developed			Developing and transitional		
	Yes	No	N/A	Yes	No	N/A	Yes	No	N/A
Do you disseminate trade statistics only according to the general trade system?	43.0	52.0	5.0	14.8	85.2	0.0	51.0	42.6	6.4
Do you disseminate trade statistics only according to the special trade system?	41.3	52.1	6.6	59.3	37.0	3.7	36.2	56.4	7.4
Do you disseminate trade statistics according to both the general and special trade system?	19.8	62.0	18.2	22.2	74.1	3.7	19.2	58.5	22.3
Do you include in your trade statistics goods entering or leaving the following territorial elements									
industrial free zones	50.4	26.4	23.2	40.8	37.0	22.2	53.2	23.4	23.4
commercial free zones	48.0	28.9	23.1	33.4	44.4	22.2	52.1	24.5	23.4
customs warehouses	61.2	28.9	9.9	59.3	40.7	0.0	61.7	25.5	12.8
premises designated for inward processing	55.4	26.4	18.2	70.4	22.2	7.4	51.0	27.7	21.3
territorial waters, and continental shelf	31.4	37.2	31.4	37.0	33.3	29.7	29.8	38.3	31.9
offshore territories, possessions, dependencies etc (including outer space installations).	19.0	44.6	36.4	18.6	40.7	40.7	19.2	45.7	35.1
your country's embassies, military bases and other territorial enclaves in other countries	16.5	62.0	21.5	11.1	81.5	7.4	18.1	56.4	25.5

1.22. Difficulties in the application of the general trade system are mostly due to difficulties with compiling data in the absence of customs controls, in particular, on goods moving in and out of the territorial elements having a special status such as commercial or industrial free zones and customs warehouses. The responses confirm that just about half of countries have procedures in place to record movements in and out of commercial or industrial free zones. On the other hand, inclusion in trade statistics of goods admitted into or withdrawn from the customs warehouses is possible in 61.2% of countries.

1.23. Less than 20% of countries are able to include in trade statistics goods entering or leaving their offshore territories, possessions, dependencies etc (including outer space installations) as well as their country's embassies, military bases and other territorial enclaves in other countries. In view of relatively small value of this kind of trade countries often do not develop procedures to capture it.

H. Commodity classifications

1.24. Table 1.6 provides the confirmation of almost universal use of the Harmonized System (HS) for recording trade flows and dissemination of trade statistics as recommended by IMTS, Rev.2. It should be highlighted that the compliance with this recommendation increased from 77.0% in 1996 to 94.2% in 2006 (see Annex 3). The Standard International Trade Classification (SITC) remains an important dissemination tool for most countries, especially for developed (almost 82% confirmed its use). The responses indicated that the Classification by Broad Economic Categories (BEC) is applied by about 45% of countries. The application of the Central Product Classification (CPC) and the International Standard Industrial Classification of All Economic Activities (ISIC) is not widespread – only 9% of countries use CPC and about 22% use ISIC for publishing of their trade data.

Table 1.6 Questions on the use of commodity classifications

Question	All 121 countries or areas			Developed			Developing and transitional		
	Yes	No	N/A	Yes	No	N/A	Yes	No	N/A
Do you use the Harmonized System (HS) as the basis for your detailed commodity trade database?	94.2	2.5	3.3	96.3	3.7	0.0	93.6	2.1	4.3
Do you use the Harmonized System for dissemination purposes?	86.8	9.1	4.1	88.9	7.4	3.7	86.1	9.6	4.3
Do you publish any data in terms of Standard International Trade Classification (SITC)?	62.0	36.3	1.7	81.5	18.5	0.0	56.4	41.5	2.1
Do you publish any data in terms of Common Product Classification (CPC)?	9.0	86.0	5.0	11.1	88.9	0.0	8.5	85.1	6.4
Do you publish any data in terms of the Classification by Broad Economic Categories (BEC)?	44.6	48.0	7.4	40.7	55.6	3.7	45.7	45.7	8.6
Do you publish any data in terms of International Standard Industrial Classification of All Economic Activities (ISIC)?	22.3	72.7	5.0	14.8	85.2	0.0	24.5	69.1	6.4

I. Quantity measurements

1.25. Table 1.7 demonstrates that all developed and almost all other countries collect quantity data. The percentage of countries collecting such data increased from 79.3% in 1996 to 93.4% in 2006 (see Annex 3). There is a solid compliance with the IMTS, Rev.2 recommendation to use net weight for quantity measurement of all commodities, where applicable (76% of all countries in 2006 as compared with 70.9% in 1996). However, it should be noted that in the past 90.9% of developed countries compiled net weight data while only 74.1% confirmed this practice in 2006. The use of the WCO recommended units of quantity at the HS headings level is rather a common practice as well (71.1% of countries confirmed this).

Table 1.7 Questions on quantity measurements

Question	All 121 countries or areas			Developed			Developing and transitional		
	Yes	No	N/A	Yes	No	N/A	Yes	No	N/A
Do you collect quantity data?	93.4	3.3	3.3	100.0	0.0	0.0	91.4	4.3	4.3
Do you record or estimate net weight for quantity measurement of all commodities, where applicable?	76.0	20.7	3.3	74.1	25.9	0.0	76.6	19.1	4.3
Do you record or estimate the World Customs Organizations (WCO) recommended units of quantity for each of the headings of the HS?	71.1	21.5	7.4	66.7	25.9	7.4	72.3	20.2	7.5

J. Valuation

1.26. Country responses to questions on valuation (see Table 1.8 below) reveal that the two main recommendations (use of CIF-type valuation of imported goods and FOB-type valuation of exported goods) are very well implemented. Comparison with country responses provided more than ten years ago indicate that there is an increase in the compliance rate with recommendations on valuation. For example, percentage of countries applying CIF-type valuation for imported goods increased from 90.5% to 93.4% while the application of FOB-type valuation for exports increased from 94.6% to 96.7% (see Annex 3).

1.27. The recommendation to compile data on international freight and insurance is followed by 40.5% countries while ten years ago only 29.7% of countries were compiling such data. In addition, 14.8% of developed and 30.9% of developing and transitional countries confirmed that they already compile and publish FOB valued imports data.

1.28. At the same time, country responses showed a low compliance with respect to recommended practices for currency conversion both for use of the midpoint between the selling and buying rates (24.8% of countries use it) and use of the average rate for the shortest period applicable (33.1% do it).

Table 1.8 Questions on valuation

Question	All 121 countries or areas			Developed			Developing and transitional		
	Yes	No	N/A	Yes	No	N/A	Yes	No	N/A
Are you using provisions of the WTO Agreement on Valuation as the basis for calculating the statistical value of goods ?	59.5	20.7	19.8	66.7	11.1	22.2	57.4	23.4	19.2
Is the statistical value of imported goods a CIF-type value?	93.4	5.0	1.6	96.3	3.7	0.0	92.6	5.3	2.1

Question	All 121 countries or areas			Developed			Developing and transitional		
	Yes	No	N/A	Yes	No	N/A	Yes	No	N/A
Are data for international freight and insurance associated with the importation of goods available separately?	40.5	57.8	1.7	25.9	74.1	0.0	44.7	53.2	2.1
Do you compile and publish value of imported goods as a FOB-type value?	27.3	70.2	2.5	14.8	85.2	0.0	30.9	65.9	3.2
Is the statistical value of exported goods an FOB-type value?	96.7	2.5	0.8	96.3	3.7	0.0	96.8	2.1	1.1
Do you record and maintain information on the currency which was used in specifying the value on the customs declaration?	62.0	33.0	5.0	70.4	22.2	7.4	59.5	36.2	4.3
In conversion of foreign currencies into national currency, do you use a rate published by the official authorities of your country?	81.0	4.1	14.9	85.2	0.0	14.8	79.8	5.3	14.9
If both buying and selling rates are available, do you use for conversion purposes a midpoint between the two?	24.8	53.7	21.5	29.7	33.3	37.0	23.4	59.6	17.0
Do you use the exchange rate which is in effect at the date of exportation or importation? <i>If No, please indicate which exchange rates are used for this purpose in the Comments field.</i>	65.3	20.7	14.0	48.1	29.6	22.3	70.2	18.1	11.7
If an exchange rate is not available for the date of exportation or importation, do you use the average rate for the shortest period applicable?	33.1	28.9	38.0	37.0	11.1	51.9	32.0	34.0	34.0

K. Partner country

1.29. The IMTS, Rev.2 recommendations on partner country attributions are well followed (see table 1.9 below) with 90.9% of countries compiling the country of origin for imports and 91.7% compiling the country of last known destination for exports. In both cases the compliance rate has increased as compared with the 1996 situation (81.8% and 87.8% respectively). In determining the country of origin the provisions of Kyoto convention are followed by 81.5% of developed and by 59.5% of developing and transitional countries. This makes partner data of developing and transitional countries less comparable than similar data of developed countries.

1.30. The use of country of consignment as additional partner attribution was reported only by 46.3% of countries for imports and by 19.8% for exports. It can be noted that most developed countries (74.1%) use country of consignment for imports, but only a few of them (11.7%) for exports.

Table 1.9 Questions concerning partner country attribution

Question	All 121 countries or areas			Developed			Developing and transitional		
	Yes	No	N/A	Yes	No	N/A	Yes	No	N/A
Do you identify your trade partners on the basis of the definition of the statistical territory as given by your partners themselves?	58.7	14.0	27.3	51.9	29.6	18.5	60.6	9.6	29.8
Do you compile import statistics by:									
country of origin?	90.9	7.4	1.7	96.3	3.7	0.0	89.4	8.5	2.1
<i>If Yes, do you broadly follow the origin criteria outlined in the Kyoto Convention?</i>	64.5	5.7	29.8	81.5	11.1	7.4	59.5	4.3	36.2
country of consignment?	46.3	47.1	6.6	74.1	25.9	0.0	38.3	53.2	8.5
country of purchase?	29.8	64.4	5.8	11.1	88.9	0.0	35.1	57.4	7.5
other?	13.2	43.0	43.8	7.4	63.0	29.6	14.9	37.2	47.9
Do you record for imports:									
country of requested preferential treatment	22.4	54.5	23.1	18.5	70.4	11.1	23.4	50.0	26.6
country of granted preferential treatment	31.4	47.1	21.5	37.0	51.9	11.1	29.8	45.7	24.5
Do you compile export statistics by:									
country of last known destination?	91.7	5.8	2.5	92.6	7.4	0.0	91.5	5.3	3.2
country of consignment?	19.8	62.0	18.2	11.1	85.2	3.7	22.3	55.4	22.3
country of sale?	23.1	71.1	5.8	0.0	100.0	0.0	29.8	62.8	7.4
other?	5.0	47.9	47.1	0.0	70.4	29.6	6.4	41.5	52.1

L. Data quality

1.31. The questionnaire contained several questions intended to obtain some information on country practices relevant for the assessment of data quality. The received country responses (shown in Table 1.10) are quite informative in a number of respects. For example, 80.2% of the countries customs administrations conduct seminars to train traders and their agents in the filing of customs declarations and 72.7% of countries use commodity prices or unit values to assess the credibility of customs records.

1.32. The use of carefully prepared estimates to replace missing values and quantities is encouraged by the IMTS: Compilers Manual. Yet, currently this is not a common practice as only about every third country is doing it (31.4% for missing values and 34.7% for missing quantities). Less than half (40.8%) of developed countries make estimates of trade below the mandatory declaration threshold and include them in their trade statistics while this is being done only by 8.5% of developing and transitional countries.

1.33. An important factor in improving data quality is conducting bilateral or multilateral reconciliation studies with the trading partners. It is a very good sign that such studies have become a common practice for most developed (70.4%) and a significant part (40.4%) of developing and transitional countries.

1.34. The responses confirmed that UNCTAD's work on development and promotion of ASYCUDA (Automated SYstem for CUstoms DAta) for automated entry and checking of customs declarations is paying off as half (50.0%) of developing and transitional countries use it.

Table 1.10 Questions on data quality

Question	All 121 countries or areas			Developed			Developing and transitional		
	Yes	No	N/A	Yes	No	N/A	Yes	No	N/A
Do you use a threshold value below which customs declarations are not required to be filed?	36.4	52.9	10.7	55.6	44.4	0.0	30.9	55.3	13.8
If you use a threshold value, do you make estimates of trade below the threshold and include them in your trade statistics?	15.7	44.6	39.7	40.8	29.6	29.6	8.5	48.9	42.6
Does the Customs administration of your country use ASYCUDA (Automated SYstem for CUstoms DAta) for automated entry and checking of customs declarations?	43.8	51.2	5.0	22.2	74.1	3.7	50.0	44.7	5.3
Is physical inspection of cargo by Customs based on risk assessment?	73.5	9.1	17.4	88.9	0.0	11.1	69.1	11.8	19.1
Does the Customs administration of your country conduct seminars to train traders and their agents in the filing of customs declarations?	80.2	13.2	6.6	88.9	11.1	0.0	77.7	13.8	8.5
Does your office use Eurotrace to process the customs records?	14.9	76.8	8.3	3.7	96.3	0.0	18.1	71.3	10.6
Do you use commodity prices or unit values to assess the credibility of customs records?	72.7	23.1	4.2	85.2	7.4	7.4	69.1	27.7	3.2
Do you use estimates to replace missing values at detailed record level?	31.4	59.5	9.1	37.0	59.3	3.7	29.8	59.6	10.6
Do you use estimates to replace missing quantities at detailed record level?	34.7	55.4	9.9	37.0	55.6	7.4	34.0	55.3	10.7
<i>If Yes, do you use different estimation methods (for quantities) depending on the kind of commodities traded? Please specify, if necessary.</i>	14.9	14.0	71.1	7.4	29.6	63.0	17.0	9.6	73.4
Since the year 2000, did you conduct bilateral or multilateral reconciliation studies with your trading partners or do you plan to conduct such studies in the near future?	47.1	40.5	12.4	70.4	29.6	0.0	40.4	43.6	16.0

M. Trade by mode of transport

1.35. Compilation of trade statistics by mode of transport is increasingly a common practice as 88.9% of developed and 76.6% of other countries compile such data (see Table 1.11 below).

Table 1.11 Questions on mode of transport

Question	All 121 countries or areas			Developed			Developing and transitional		
	Yes	No	N/A	Yes	No	N/A	Yes	No	N/A
If you compile trade statistics by mode of transport, do you identify the following modes:									
Air	85.9	8.3	5.8	92.6	0.0	7.4	84.0	10.6	5.4
Sea	76.0	13.2	10.8	85.2	7.4	7.4	73.4	14.9	11.7
inland waterway	33.9	38.8	27.3	55.6	18.5	25.9	27.7	44.6	27.7
Railway	53.7	28.1	18.2	66.7	14.8	18.5	50.0	31.9	18.1
Road	66.2	19.8	14.0	66.7	14.8	18.5	66.0	21.2	12.8
Pipeline	38.8	38.0	23.2	59.3	18.5	22.2	33.0	43.6	23.4

N. Reporting and dissemination

Table 1.12 Timeliness of reporting

Countries or areas	Monthly data becomes available within			Quarterly data becomes available within			Annual data becomes available within		
	0-43 days	44-66 Days	67 and more	0-43 days	44-66 days	67 and more	0-139 days	140-210 days	211 and more
All 121 countries or areas	77.0	15.3	7.7	69.1	13.8	17.1	69.2	12.5	18.3
Developed	62.9	22.3	14.8	62.0	19.0	19.0	69.5	17.5	13.0
Developing and transitional	81.8	13	5.2	71.2	12.4	16.4	69.1	11.1	19.8

1.36. *Timeliness.* Timeliness in general has improved since 1996. In 2006, 77.0% of countries were able to provide monthly data in less than 43 days (see Table 1.12) while only 63.6% were able to do so in 1996 (see Annex 3). More developing and transitional countries (81.8%) are able to fit within this time frame than developed (62.9%). Unfortunately, there is no information to compare the quality of such data compiled by these two groups of countries. Quarterly data are disseminated by most countries (82.9%) within two months (81.7% in 1996). Annual data typically (in 81.7% of countries) becomes available within seven month (about the same as in 1996). It follows that timeliness of external trade statistics, in most cases, complies or even exceeds normally recommended guidelines for economic statistics.

1.37. It should be noted that international reporting as manifested in the provision of annual data to UN Comtrade lags significantly behind the data availability reported by countries in this questionnaire.

1.38. *Details of released data.* Table 1.13 shows the country replies concerning data dissemination. For example, 96.3% of developed countries publish monthly data by major trading partners or by major commodity groups while 72.3% of developing and transitional countries do this.

1.39. *Public announcements of the release dates.* Developing and transitional countries are much less frequently providing public announcements of the release dates than developed countries (56.4% versus 92.6% respectively).

1.40. *Confidentiality.* Preserving confidentiality of individual data is a general requirement and countries normally have adequate policies in place. At the same time such policies should be implemented in a way that minimizes the impact on availability of aggregated data. In this respect country policies differ. Table 1.13 shows that while most developed countries (66.7%) always report the full trading partner detail at the next higher level of commodity aggregation that adequately protects confidentiality, only 44.7% of developing and transitional countries do this. However, 29.6% of developed countries explicitly indicated that they do not have such a policy, whereas only 25.5% of developing and transitional countries did so, implying that of this group 29.8% did not answer or indicated that it was not applicable to its trade data.

1.41. *Dissemination of metadata.* Availability of metadata contributes to the overall quality of trade statistics (see paragraphs 1.31-1.34 above). The responses to the questionnaire confirmed that most countries (74.4%) disseminate metadata. Yet, while all developed countries disseminate metadata only two thirds of developing and transitional countries are doing so (see table 1.13).

1.42. *Revision policy.* Table 1.13 also shows that 91.8% of countries revise their data when new information becomes available. This applies almost equally to developed (92.4%) and developing and transitional (91.4%) countries.

Table 1.13 Questions on dissemination

Question	All 121 countries or areas			Developed			Developing and transitional		
	Yes	No	N/A	Yes	No	N/A	Yes	No	N/A
Do you make aggregate data (by major trading partners or by commodity groups) publicly available on a monthly basis?	77.6	20.7	1.7	96.3	3.7	0.0	72.3	25.5	2.2
Do you make detailed data by commodity and partner publicly available on a quarterly basis?	63.6	28.9	7.5	66.7	25.9	7.4	62.8	29.8	7.4
When confidentiality is applied to certain products, do you always report the full trading partner detail at the next higher level of commodity aggregation that adequately protects confidentiality?	49.6	26.4	24.0	66.7	29.6	3.7	44.7	25.5	29.8
Do you make documentation on your sources and methods publicly available ?	74.4	18.2	7.4	100.0	0.0	0.0	67.0	23.4	9.6

Question	All 121 countries or areas			Developed			Developing and transitional		
	Yes	No	N/A	Yes	No	N/A	Yes	No	N/A
Do you publicly announce scheduled release dates?	64.4	29.8	5.8	92.6	7.4	0.0	56.4	36.2	7.4
Do you make data available on a Web site?	85.1	10.7	4.2	96.3	3.7	0.0	81.9	12.8	5.3
Do you regularly revise data (when additional information is available)?	91.8	4.1	4.1	92.6	3.7	3.7	91.4	4.3	4.3

Annex 1 Distribution of responses with respect to goods recommended for inclusion

Question	All 121 countries or areas			Developed			Developing and transitional		
	Yes	No	N/A	Yes	No	N/A	Yes	No	N/A
Do you INCLUDE in trade statistics the following:									
Non-monetary gold	86.8	10.7	2.5	96.3	3.7	0.0	84.0	12.8	3.2
goods for processing (i.e., goods sent abroad or brought into your country for processing, including processing under contract and processing under the inward processing procedure)	83.5	9.1	7.4	96.3	0	3.7	79.8	11.7	8.5
goods dispatched through postal or courier services	81.8	14	4.2	96.3	3.7	0.0	77.7	17	5.3
waste and scrap, the value of which is positive	81.8	10.8	7.4	92.6	7.4	0.0	78.7	11.7	9.6
goods traded on government account	81.0	14	5	92.6	3.7	3.7	77.7	17	5.3
goods used as carriers of information and software developed for general or commercial use (e.g., packaged sets containing CD-ROM or DVD with stored computer software and/or data); Note: this category excludes materials developed "to order".	76.8	14.9	8.3	88.9	11.1	0.0	73.4	16	10.6
ships, aircraft and other mobile equipment	76.8	17.4	5.8	96.3	3.7	0.0	71.3	21.3	7.4
Food and other humanitarian aid	75.2	22.3	2.5	63.0	37	0.0	78.7	18.1	3.2
goods which cross borders as a result of transactions between parent corporations and their direct investment enterprises (affiliates/branches)	74.4	14	11.6	100.0	0	0.0	67.0	18.1	14.9
returned goods	72.7	15.7	11.6	96.3	3.7	0.0	66.0	19.1	14.9
electricity and gas	67.7	17.4	14.9	88.9	3.7	7.4	61.7	21.3	17
goods under financial lease (i.e., a lease of one year or more)	66.1	24	9.9	96.3	3.7	0.0	57.4	29.8	12.8
goods traded in accordance with barter agreements	62.8	28.1	9.1	92.6	3.7	3.7	54.3	35.1	10.6
goods for military use	60.3	33.1	6.6	88.9	7.4	3.7	52.1	40.4	7.5
gifts, if to significant scale as defined by national law	59.5	30.6	9.9	55.6	40.7	3.7	60.6	27.7	11.7
goods on consignment	57.9	28.1	14	74.1	18.5	7.4	53.1	30.9	16
empty bottles not meant for refilling	57.0	28.1	14.9	63.0	25.9	11.1	55.3	28.7	16
unissued banknotes and securities, and coins not in circulation	56.2	38	5.8	77.8	18.5	3.7	50.0	43.6	6.4
fish catch, minerals from the seabed and salvage landed from foreign vessels in national ports	55.4	28.1	16.5	81.5	3.7	14.8	47.9	35.1	17
bunkers, stores, ballast and dunnage supplied to foreign vessels/aircraft in the economic territory of your country	52.9	35.5	11.6	59.3	37	3.7	51.1	35.1	13.8

Question	All 121 countries or areas			Developed			Developing and transitional		
	Yes	No	N/A	Yes	No	N/A	Yes	No	N/A
goods acquired by all categories of travellers, including non-resident workers, to a significant scale (i.e., excluding goods for their own use) as defined by national law; for example, so-called Shuttle Trade.	51.2	38.8	10	33.3	63	3.7	56.4	31.9	11.7
Water	48.8	28.9	22.3	74.1	14.8	11.1	41.5	33	25.5
migrants' effects	47.1	41.3	11.6	18.5	74.1	7.4	55.3	31.9	12.8
fish catch, minerals from the seabed and salvage acquired by national vessels on the high seas from foreign vessels	42.1	39.7	18.2	63.0	22.2	14.8	36.2	44.7	19.1
goods transferred from or to a buffer stock organization	39.7	28.9	31.4	59.3	18.5	22.2	34.0	32	34
local border trade	37.2	48.8	14	44.5	37	18.5	35.1	52.1	12.8
goods delivered from the rest of the world to offshore installations located in the economic territory of your country, and goods dispatched to the rest of the world from offshore installations located in the economic territory of your country	33.9	40.5	25.6	48.2	14.8	37.0	29.8	47.9	22.3
bunkers, stores, ballast and dunnage landed in national ports from foreign vessels/aircraft	33.1	42.9	24	25.9	48.2	25.9	35.1	41.5	23.4
goods seized by customs and subsequently resold	32.2	49.6	18.2	29.6	51.9	18.5	33.0	48.9	18.1
goods transferred from foreign enclaves (embassies, military or other foreign installations)	30.6	57.8	11.6	7.4	88.9	3.7	37.2	48.9	13.9
bunkers, stores, ballast and dunnage acquired by national vessels/aircraft from foreign vessels/aircraft in the economic territory of your country	29.8	47.1	23.1	22.2	55.6	22.2	31.9	44.7	23.4
estimates of unrecorded trade	14.0	71.1	14.9	22.2	70.4	7.4	11.7	71.3	17

Annex 2 Distribution of responses with respect to goods recommended for exclusion

Question	All 121 countries or areas			Developed			Developing and transitional		
	Yes	No	N/A	Yes	No	N/A	Yes	No	N/A
Do you EXCLUDE from trade statistics the following:									
issued banknotes and securities and coins in circulation	87.6	9.1	3.3	96.3	3.7	0.0	85.1	10.6	4.3
goods in transit	83.5	10.7	5.8	96.3	3.7	0.0	79.8	12.8	7.4
monetary gold (i.e., that gold which is exchanged between national or international monetary authorities or authorized banks)	80.2	12.4	7.4	96.3	3.7	0.0	75.5	14.9	9.6
goods acquired by all categories of travellers, including non-resident workers, for their own use and carried across the border in amounts or values not exceeding those established by national law	78.5	13.2	8.3	96.3	3.7	0.0	73.4	16.0	10.6
goods moving between your country and territorial enclaves of your country in other countries (e.g., your embassies, military or other installations)	76.9	12.4	10.7	88.9	11.1	0.0	73.4	12.8	13.8
goods purchased by foreign embassies, military or other installations located in your country, for their own use	75.2	14.0	10.8	88.9	11.1	0.0	71.3	14.9	13.8
goods under operational lease (i.e., a lease of less than one year)	75.2	13.2	11.6	96.3	3.7	0.0	69.1	16.0	14.9
goods temporarily admitted or dispatched	73.6	19.0	7.4	92.6	7.4	0.0	68.1	22.3	9.6
goods which are acquired and relinquished within your country, by non-residents, within the same recording period, and which do not cross the frontiers of the country	72.7	11.6	15.7	96.3	3.7	0.0	66.0	13.8	20.2
non-financial assets, ownership of which has been transferred from residents to non-residents, without crossing borders	70.2	10.8	19.0	96.3	3.7	0.0	62.7	12.8	24.5
goods which left the economic territory of the exporting country but lost or destroyed before entering the economic territory of your country	69.4	14.1	16.5	88.9	7.4	3.7	63.8	16.0	20.2
newspapers and periodicals sent under direct subscription	68.6	19.0	12.4	77.8	22.2	0.0	66.0	18.0	16.0
empty bottles which are returned to be refilled	64.5	23.1	12.4	81.5	14.8	3.7	59.6	25.5	14.9
waste and scrap having no positive value	64.5	24.8	10.7	74.1	22.2	3.7	61.7	25.5	12.8

Question		All 121 countries or areas			Developed			Developing and transitional		
		Yes	No	N/A	Yes	No	N/A	Yes	No	N/A
	fish caught on the high seas by national vessels of your country and landed in its economic territory	62.0	13.2	24.8	66.7	18.5	14.8	60.6	11.7	27.7
	goods purchased by international organizations located in the economic territory of your country, from your country, for their own use;	54.5	26.4	19.1	59.3	33.3	7.4	53.2	24.5	22.3
	goods entering or leaving the economic territory of your country illegally;	51.2	22.4	26.4	59.3	25.9	14.8	48.9	21.3	29.8
	bunkers, stores, ballast and dunnage that are acquired by national vessels/aircraft outside the economic territory of your country;	49.6	21.5	28.9	59.3	25.9	14.8	46.8	20.2	33.0
	goods for repair;	47.9	36.4	15.7	51.9	40.7	7.4	46.8	35.1	18.1
	bunkers, stores, ballast and dunnage that are supplied by national vessels/aircraft to foreign vessels/aircraft outside the economic territory of your country or landed in foreign ports from national vessels/aircraft;	46.3	22.3	31.4	40.8	37.0	22.2	47.9	18.1	34.0
	mobile equipment that changes ownership while outside the country of residence of its original owner;	43.8	27.3	28.9	33.3	55.6	11.1	46.8	19.2	34.0
	fish catch, minerals from the seabed and salvage sold from national vessels in foreign ports or from national vessels on the high seas to foreign vessels;	38.0	27.3	34.7	25.9	51.9	22.2	41.5	20.2	38.3
	goods exported from your country but lost or destroyed after ownership has been acquired by the importer;	33.9	43.8	22.3	37.0	51.9	11.1	33.0	41.5	25.5
	any category of used or second-hand goods ?	15.7	62.8	21.5	3.7	88.9	7.4	19.2	55.3	25.5

Annex 3 Comparison of responses in 1996 and 2006 versions of the questionnaire

Questions	Distribution of responses by region (in %)	1996			2006			Difference
		Yes	No	N/A	Yes	No	N/A	
Do you INCLUDE in trade statistics:								
<i>non-monetary gold</i>								
	All respondents	77.7	17.6	4.7	86.8	10.7	2.5	9.1
	Developed economies	93.9	6.1	0	96.3	3.7	0	2.4
	Developing and transitional	73	20.9	6.1	84	12.8	3.2	11
<i>goods traded on government account</i>								
	All respondents	79.7	14.9	5.4	81.0	14.0	5.0	1.3
	Developed economies	84.9	12.1	3	92.6	3.7	3.7	7.7
	Developing and transitional	78.3	15.7	6.1	77.7	17	5.3	-0.6
<i>goods for military use</i>								
	All respondents	50	42.6	7.4	60.3	33.1	6.6	10.3
	Developed economies	84.9	12.1	3	88.9	7.4	3.7	4
	Developing and transitional	40	51.2	8.8	52.1	40.4	7.5	12.1
<i>electricity and gas and water</i>								
	All respondents	74.3	18.9	6.8	67.7	17.4	14.9	-6.6
	Developed economies	94	3	3	88.9	3.7	7.4	-5.1
	Developing and transitional	68.7	23.5	7.8	61.7	21.3	17.0	-7.0
<i>goods dispatched through postal or courier services</i>								
	All respondents	75.7	20.9	3.4	81.8	14.0	4.2	6.1
	Developed economies	97	3	0	96.3	3.7	0	-0.7
	Developing and transitional	69.6	26.1	4.3	77.7	17	5.3	8.1
<i>ships, aircraft and other mobile equipment</i>								
	All respondents	52.7	37.8	9.5	76.8	17.4	5.8	24.1
	Developed economies	69.7	27.3	3	96.3	3.7	0	26.6
	Developing and transitional	47.8	40.9	11.3	71.3	21.3	7.4	23.5

Questions	Distribution of responses by region (in %)	1996			2006			Difference
		Yes	No	N/A	Yes	No	N/A	
<i>goods delivered from the rest of the world to offshore installations located in the economic territory of your country, and goods dispatched to the rest of the world from offshore installations located in the economic territory of your country</i>								
	All respondents	27	54.1	18.9	33.9	40.5	25.6	6.9
	Developed economies	57.5	27.3	15.2	48.2	14.8	37	-9.3
	Developing and transitional	18.3	61.7	20	29.8	47.9	22.3	11.5
<i>bunkers, stores, ballast and dunnage supplied to foreign vessels/aircraft in the economic territory of your country</i>								
	All respondents	49.3	43.2	7.5	52.9	35.5	11.6	3.6
	Developed economies	51.5	45.5	3	59.3	37	3.7	7.8
	Developing and transitional	48.7	42.6	8.7	51.1	35.1	13.8	2.4
<i>bunkers, stores, ballast and dunnage landed in national ports from foreign vessels/aircraft</i>								
	All respondents	38.5	51.4	10.1	33.1	42.9	24.0	-5.4
	Developed economies	54.5	39.4	6.1	25.9	48.2	25.9	-28.6
	Developing and transitional	33.9	54.8	11.3	35.1	41.5	23.4	1.2
<i>fish catch, minerals from the seabed and salvage landed from foreign vessels in national ports</i>								
	All respondents	50.7	35.8	13.5	55.4	28.1	16.5	4.7
	Developed economies	84.8	9.1	6.1	81.5	3.7	14.8	-3.3
	Developing and transitional	40.8	43.5	15.7	47.9	35.1	17	7.1
<i>fish catch, minerals from the seabed and salvage acquired by national vessels on the high seas from foreign vessels</i>								
	All respondents	33.8	48.6	17.6	42.1	39.7	18.2	8.3
	Developed economies	48.4	36.4	15.2	63	22.2	14.8	14.6
	Developing and transitional	29.6	52.1	18.3	36.2	44.7	19.1	6.6
<i>goods for processing</i>								
	All respondents	84.4	8.8	6.8	83.5	9.1	7.4	-0.9
	Developed economies	100	0	0	96.3	0	3.7	-3.7
	Developing and transitional	80	11.3	8.7	79.8	11.7	8.5	
<i>goods under financial lease</i>								
	All respondents	62.2	29.7	8.1	66.1	24	9.9	3.9
	Developed economies	87.9	12.1	0	96.3	3.7	0	8.4
	Developing and transitional	54.8	34.8	10.4	57.4	29.8	12.8	2.6
<i>goods traded in accordance with barter agreements</i>								
	All respondents	57.4	36.5	6.1	62.8	28.1	9.1	5.4

Questions	Distribution of responses by region (in %)	1996			2006			Difference
		Yes	No	N/A	Yes	No	N/A	
	Developed economies	90.9	6.1	3	92.6	3.7	3.7	1.7
	Developing and transitional	47.8	45.2	7	54.3	35.1	10.6	6.5
	<i>food and other humanitarian aid</i>							
	All respondents	63.5	32.4	4.1	75.2	22.3	2.5	11.7
	Developed economies	69.7	30.3	0	63	37	0	-6.7
	Developing and transitional	61.7	33	5.3	78.7	18.1	3.2	17
	<i>local border trade</i>							
	All respondents	36.5	53.4	10.1	37.2	48.8	14.0	0.7
	Developed economies	45.4	36.4	18.2	44.5	37	18.5	-0.9
	Developing and transitional	33.9	58.3	7.8	35.1	52.1	12.8	1.2
	Do you EXCLUDE from trade statistics:							
	<i>goods in transit</i>							
	All respondents	70.9	10.9	18.2	83.5	10.7	5.8	12.9
	Developed economies	90.9	3	6.1	96.3	3.7	0	5.4
	Developing and transitional	65.2	13	21.8	79.8	12.8	7.4	14.6
	<i>goods entering or leaving the economic territory of your country illegally</i>							
	All respondents	83.1	10.1	6.8	51.2	22.4	26.4	-31.9
	Developed economies	87.9	9.1	3	59.3	25.9	14.8	-28.6
	Developing and transitional	10.4	81.7	7.9	48.9	21.3	29.8	38.5
	<i>monetary gold</i>							
	All respondents	78.4	13.5	8.1	80.2	12.4	7.4	1.8
	Developed economies	90.9	9.1	0	96.3	3.7	0	5.4
	Developing and transitional	14.8	74.8	10.4	75.5	14.9	9.6	60.7
	<i>fish catch, minerals from the seabed and salvage sold from national vessels in foreign ports or from national vessels on the high seas to foreign vessels</i>							
	All respondents	59.5	25	15.5	38.0	27.3	34.7	-21.5
	Developed economies	54.5	36.4	9.1	25.9	51.9	22.2	-28.6
	Developing and transitional	22.2	60.8	17	41.5	20.2	38.3	19.3
	<i>goods under operational lease</i>							
	All respondents	63.5	27.7	8.8	75.2	13.2	11.6	11.7
	Developed economies	78.8	21.2	0	96.3	3.7	0	17.5
	Developing and transitional	29.6	59.1	11.3	69.1	16	14.9	39.5

Questions	Distribution of responses by region (in %)	1996			2006			Difference
		Yes	No	N/A	Yes	No	N/A	
<i>goods for repair</i>								
	All respondents	44.6	45.9	9.5	47.9	36.4	15.7	3.3
	Developed economies	48.5	51.5	0	51.9	40.7	7.4	3.4
	Developing and transitional	44.3	43.5	12.2	46.8	35.1	18.1	2.5
<i>goods temporarily admitted or dispatched</i>								
	All respondents	61.5	30.4	8.1	73.6	19.0	7.4	12.1
	Developed economies	72.7	24.2	3.1	92.6	7.4	0	19.9
	Developing and transitional	32.2	58.2	9.6	68.1	22.3	9.6	35.9
Valuation								
<i>Is the statistical value of imported goods a CIF-type value?</i>								
	All respondents	90.5	6.1	3.4	93.4	4.9	1.7	2.9
	Developed economies	93.9	6.1	0	96.3	3.7	0	2.4
	Developing and transitional	89.6	6.1	4.3	92.6	5.3	2.1	3
<i>Is the statistical value of exported goods an FOB-type value?</i>								
	All respondents	94.6	2	3.4	96.7	2.5	0.8	2.1
	Developed economies	97	3	0	96.3	3.7	0	-0.7
	Developing and transitional	93.9	1.8	4.3	96.8	2.1	1.1	2.9
<i>Do you use the exchange rate which is in effect at the date of exportation or importation?</i>								
	All respondents	52.7	25.7	21.6	65.3	20.7	14.0	12.6
	Developed economies	45.5	45.5	9	48.1	29.6	22.3	2.6
	Developing and transitional	54.8	20	25.2	70.2	18.1	11.7	15.4
<i>Are data for international freight and insurance associated with the importation of goods available separately?</i>								
	All respondents	29.7	65.5	4.8	40.5	57.9	1.6	10.8
	Developed economies	18.8	68.7	12.5	25.9	74.1	0	7.1
	Developing and transitional	26.1	67.8	6.1	44.7	53.2	2.1	18.6
Partner country								
<i>Do you compile import statistics by:</i>								
<i>country of origin?</i>								
	All respondents	81.8	14.9	3.5	90.9	7.4	1.6	9.1
	Developed economies	93.9	6.1	0	96.3	3.7	0	2.4
	Developing and transitional	78.3	17.4	4.3	89.4	8.5	2.1	11.1

Questions	Distribution of responses by region (in %)	1996			2006			Difference
		Yes	No	N/A	Yes	No	N/A	
	transitional							
	<i>country of consignment?</i>							
	All respondents	50	44.6	5.4	46.3	47.1	6.6	-3.7
	Developed economies	60.6	39.4	0	74.1	25.9	0	13.5
	Developing and transitional	47	46.1	6.9	38.3	53.2	8.5	-8.7
	<i>Do you compile export statistics by:</i>							
	<i>country of last known destination?</i>							
	All respondents	87.8	7.4	4.8	91.7	5.8	2.5	3.9
	Developed economies	97	3	0	92.6	7.4	0	-4.4
	Developing and transitional	85.2	8.7	6.1	91.5	5.3	3.2	6.3
	Commodity classifications and quantity measurements							
	<i>Do you use the Harmonized System (HS) as the basis for your detailed commodity trade database?</i>							
	All respondents	77	18.2	4.8	94.2	2.5	3.3	17.2
	Developed economies	100	0	0	96.3	3.7	0	-3.7
	Developing and transitional	70.4	23.5	6.1	93.6	2.1	4.3	23.2
	<i>Do you collect quantity data?</i>							
	All respondents	79.7	2.1	18.2	93.4	3.3	3.3	13.7
	Developed economies	93.9	0	6.1	100	0	0	6.1
	Developing and transitional	75.7	2.6	21.7	91.4	4.3	4.3	15.7
	<i>Do you record or estimate net weight for quantity measurement of all commodities, where applicable?</i>							
	All respondents	70.9	10.8	18.3	76.0	20.7	3.3	5.1
	Developed economies	90.9	3	6.1	74.1	25.9	0	-16.8
	Developing and transitional	65.2	13.1	21.7	76.6	19.1	4.3	11.4

Chapter 2 Revised Kyoto Convention

2.1. This chapter provides a description of the revised Kyoto convention in view of its importance for the standardization of customs recording (of cross border movements of goods) which is the main source of international merchandise trade statistics (IMTS).

2.2. Customs administrations play a vital role in the growth of international trade and the development of the global marketplace. The efficiency and effectiveness of Customs procedures can significantly influence the competitiveness of nations. International trade and investment will be attracted by efficient, supportive and transparent Customs administrations. At the same time, it will shy away from locations which are perceived by business as bureaucratic and costly. Chief among the governing principles of the Kyoto Convention is the commitment by Customs to provide transparency and predictability for all those involved in aspects of international trade.

2.3. The original international convention on the simplification and harmonization of Customs procedures was done at Kyoto on 18 May 1973 and entered into force on 25 September 1974. The Revised Kyoto Convention was an amendment to the original and was done at Brussels on 26 June 1999. The aims of the revision were:

- (a) eliminating divergence between the Customs procedures and practices of Contracting Parties that can hamper international trade and other international exchanges;
- (b) meeting the needs of international trade and the Customs for facilitation, simplification and harmonization of Customs procedures and practices;
- (c) ensuring appropriate standards of Customs control; and
- (d) enabling the Customs to respond to major changes in business and administrative methods and techniques

2.4. Other considerations were that the Revised Kyoto Convention (1) must provide that the core principles for such simplification and harmonization are made obligatory on Contracting Parties to the amended Convention; (2) must provide the Customs with efficient procedures supported by appropriate and effective control methods; and (3) will enable the achievement of a high degree of simplification and harmonization of Customs procedures and practices which is an essential aim of the World Customs Organization, which developed the Convention, and thus make a major contribution to facilitation of international trade.

2.5. It was, furthermore, recognized that such simplification and harmonization can be accomplished by applying, in particular, the following principles:

- (a) the implementation of programmes aimed at continuously modernizing Customs procedures and practices and thus enhancing efficiency and effectiveness,
- (b) the application of Customs procedures and practices in a predictable, consistent and transparent manner,
- (c) the provision to interested parties of all the necessary information regarding Customs laws, regulations, administrative guidelines, procedures and practices,

- (d) the adoption of modern techniques such as risk management and audit-based controls, and the maximum practicable use of information technology,
- (e) co-operation wherever appropriate with other national authorities, other Customs administrations and the trading communities,
- (f) the implementation of relevant international standards,
- (g) the provision to affected parties of easily accessible processes of administrative and judicial review

A. Structure of the Convention

1. The Convention comprises a Body, a General Annex and Specific Annexes.
2. The General Annex and each Specific Annex to this Convention consist, in principle, of Chapters which subdivide an Annex and comprise:
 - (a) Definitions; and
 - (b) Standards, some of which in the General Annex are Transitional Standards.
3. Each Specific Annex also contains Recommended Practices in addition to Standards.
4. Each Annex is accompanied by Guidelines, the texts of which are not binding upon Contracting Parties.

B. Body

2.6. The main body of the convention contains the scope, structure and management of the convention, and defines the ratification process of this convention by the contracting parties. Article 9 of the convention specifies that “any Contracting Party which ratifies this convention or accedes thereto shall be bound by any amendments to this Convention, including the General Annex, which have entered into force at the date of deposit of its instrument of ratification or accession.” It continues with “any Contracting Party which accepts a Specific Annex or Chapter therein shall be bound by any amendments to the Standard contained in that Specific Annex or Chapter which have entered into force at the date of which it notifies its acceptance to the depositary.”

2.7. Given Article 9 Contracting Parties can ratify the Kyoto Convention without signing off on the Chapters of the Specific Annexes. For instance, Austria, Azerbaijan and Belgium are all contracting parties to the Revised Kyoto Convention, but they did not sign off on any of the chapters of the Specific Annexes. As at 8 January 2008, 56 countries had become Contracting Party to the convention (see Annex 1 of this Chapter). Only Algeria, Australia, Japan, Korea, New Zealand, Uganda, United States and Zimbabwe had also accepted most of the chapters of the Specific Annexes.

C. General Annex

2.8. The General Annex defines and explains all customs terms and operations which are applicable to a variety of specific customs procedures (defined in the Specific Annexes). Chapter 2 of the General Annex gives a lot of useful definitions, such as “clearance”, “Customs law” or “Customs territory”. Chapter 3 defines in detail “Clearance and other Customs formalities” which includes descriptions of the “Goods declaration” and of “Examination of the goods”. The General Annex furthermore has – among others – chapters on “Duties and Taxes”, “Security”, “Customs control”, “Application of information technology”, “Relationship between the Customs and third parties” and “Information, Decisions and Rulings supplied by the Customs”.

2.9. The annexes of the original convention are replaced by a General Annex and by Specific Annexes. As examples of standards in the General Annex, the (a) “Goods declaration format and contents” and part of the (b) “Documents supporting the Goods declaration” are reproduced below (the complete text of the latter is given in Annex 2 at the end of this chapter). The Revised Kyoto Convention differentiates between Standards and Recommended Practices. Standards have to be followed strictly and have to be included into the Customs Law of the country. “Transitional Standard” means a Standard in the General Annex for which a longer period for implementation is permitted. Recommended Practices are not mandatory; so countries add these to their legislation on a voluntary basis

GOODS DECLARATION FORMAT AND CONTENTS

2.10. *Standard.* The contents of the Goods declaration shall be prescribed by the Customs. The paper format of the Goods declaration shall conform to the UN-layout key. For automated Customs clearance processes, the format of the electronically lodged Goods declaration shall be based on international standards for electronic information exchange as prescribed in the Customs Co-operation Council Recommendations on information technology.

2.11. *Standard.* The Customs shall limit the data required in the Goods declaration to only such particulars as are deemed necessary for the assessment and collection of duties and taxes, the compilation of statistics and the application of Customs law.

2.12. *Standard.* Where, for reasons deemed valid by the Customs, the declarant does not have all the information required to make the Goods declaration, a provisional or incomplete Goods declaration shall be allowed to be lodged, provided that it contains the particulars deemed necessary by the Customs and that the declarant undertakes to complete it within a specified period.

2.13. *Standard.* If the Customs register a provisional or incomplete Goods declaration, the tariff treatment to be accorded to the goods shall not be different from that which would have been accorded had a complete and correct Goods declaration been lodged in the first instance.

2.14. The release of the goods shall not be delayed provided that any security required has been furnished to ensure collection of any applicable duties and taxes.

DOCUMENTS SUPPORTING THE GOODS DECLARATION

2.15. *Standard.* In support of the Goods declaration the Customs shall require only those documents necessary to permit control of the operation and to ensure that all requirements relating to the application of Customs law have been complied with.

2.16. *Standard.* Where certain supporting documents cannot be lodged with the Goods declaration for reasons deemed valid by the Customs, they shall allow production of those documents within a specified period.

2.17. *Transitional Standard.* The Customs shall permit the lodgement of supporting documents by electronic means.

D. Specific Annexes

2.18. The Specific Annexes contain all details on customs procedures, which are relevant to the compilation of IMTS. The table of contents of the Specific Annexes and accompanying guidelines is given in Table 2.1.

Table 2.1 List of specific annexes and their guidelines

Specific Annexes		Specific Annex guidelines*	
A	Arrival of goods in a Customs territory	A1	Formalities prior to the lodgement of the Goods declaration*
		A2	Temporary storage of goods*
B	Importation	B1	Clearance for home use*
		B2	Re-importation in the same state*
		B3	Relief from import duties and taxes*
C	Exportation	C1	Outright exportation*
D	Customs warehouses and free zones	D1	Customs warehouses*
		D2	Free zones*
E	Transit	E1	Customs transit*
		E2	Transshipment*
		E3	Carriage of goods coastwise*
F	Processing	F1	Inward processing*
		F2	Outward processing*
		F3	Drawback*
		F4	Processing of goods for home use*
G	Temporary admission	G1	Temporary admission*
H	Offences	H1	Customs offences*
J	Special procedures	J1	Travellers*
		J2	Postal traffic*
		J3	Means of transport for commercial use*
		J4	Stores*
K	Origin	J5	Relief consignments*

2.19. All of these customs procedures determine the exact coverage of the trade statistics. The general case for imports is given by declaring goods via “Clearance for home use”, whereas for exports it is given by declaring goods via the procedure of “Outright exportation”. Goods transactions via those general cases are always included in the trade statistics. “Transit”, “Transshipments” and “Temporary admissions” will generally be excluded. In all other cases it depends on the Trade System applied by the country, varying from the (recommended) General Trade System, via the relaxed Special Trade System to the strict Special Trade System. Table 2.2 below shows the allocation of customs procedure by Trade System.

2.20. *Customs warehousing procedure.* The procedure of “Customs warehousing” could be given as an example. The definition “**Customs warehousing procedure**” means the Customs procedure under which imported goods are stored under Customs control in a designated place (a Customs warehouse) without payment of import duties and taxes. Parts of this procedure are given hereafter.

ADMISSION OF GOODS

2.21. *Recommended Practice.* Storage in public Customs warehouses should be allowed for all kinds of imported goods liable to import duties and taxes or to prohibitions or restrictions other than those imposed on grounds of:

- (a) public morality or order, public security, public hygiene or health, or for veterinary or phyto-sanitary considerations; or
- (b) the protection of patents, trade marks and copyrights, irrespective of quantity, country of origin, country from which arrived or country of destination.

2.22. Goods which constitute a hazard, which are likely to affect other goods or which require special installations should be accepted only by Customs warehouses specially designed to receive them.

2.23. *Standard.* The Customs shall specify the kinds of goods which may be admitted to private Customs warehouses.

AUTHORIZED OPERATIONS

2.24. *Standard.* Any person entitled to dispose of the warehoused goods shall be allowed, for reasons deemed valid by the Customs:

- (a) to inspect them;
- (b) to take samples, against payment of import duties and taxes wherever applicable;
- (c) to carry out operations necessary for their preservation; and
- (d) to carry out such other normal handling operations as are necessary to improve their packaging or marketable quality or to prepare them for shipment, such as breaking bulk, grouping of packages, sorting and grading, and repacking.

E. Customs Procedures and IMTS

2.25. The IMTS, Rev.2 distinguishes three Trade Systems: (a) the General Trade System, (b) the relaxed Special Trade System and (c) the strict Special Trade System. Countries that apply the General Trade System will record all transactions of goods passing the border in their trade statistics, except for those transactions where goods are considered not to add to the stock of the country's resources, namely in the case of transit, transshipment and temporary admission. By contrast, countries applying the Special Trade System in the strict sense will record only those transactions as trade statistics, where the goods enter the domestic economy in free circulation (for imports), or leave the free circulation area (for exports). In such case, Customs warehouses, Free zones and goods under contract for inward or outward processing are considered outside the domain of the trade statistics.

2.26. Many countries use a relaxed version of the Special Trade System, in which (a) goods for inward and outward processing and (b) goods that enter or leave industrial free zones are included in the trade statistics (IMTS, Rev.2, paragraph 67). IMTS, Rev.2 recommends the General Trade System since in that case the statistics will show all trade flows which took place in the country. To compile the trade statistics Customs procedures have to be attributed to Imports, Re-imports, Exports and Re-exports. The allocations of the customs procedures to these flows are given in table 2.2, which shows how the Trade Systems differ.

Table 2.2 Customs procedures allocated by Flow and Trade System

Customs Procedure	General	Relaxed Special	Strict Special
Clearance for home use	M	M	M
Re-importation in the same state	RM	RM	RM
Outright exportation	X	X	X
Customs warehouses	M & (X or RX)	--	--
Free zones	M & (X or RX)	M & (X or RX)*	--
Customs transit	--	--	--
Transshipment	--	--	--
Carriage of goods coastwise	--	--	--
Inward processing	M & (X or RX)	M & (X or RX)	--
Outward processing	X & (M or RM)	X & (M or RM)	--
Drawback	M & (X or RX)	M & (X or RX)	Adjustment M
Processing of goods for home use	M	M	M
Temporary admission	--	--	--
Legend: M = Imports, RM = Re-imports, X = Exports, RX = Re-exports * In the case of industrial free zones.			

IMPORTS

2.27. With a few exceptions all international transactions of goods pass through the Customs administrations of the exporting and the importing countries. The exceptions are for instance transactions concerning Electricity, Gas and Water, Mobile Equipment which does not enter or

leave the territory of the compiling economies, and Crude Oil arriving via pipelines. Customs procedures covering imports are ‘Clearance for home use’, ‘Customs warehouses’, ‘Free zones’, ‘Inward processing’ and ‘Processing of goods for home use’.

Clearance for home use

2.28. Specific Annex B of the Revised Kyoto convention defines “**clearance for home use**” as the Customs procedure which provides that imported goods enter into free circulation in the Customs territory upon the payment of any import duties and taxes chargeable and the accomplishment of all the necessary Customs formalities. It further defines that “**goods in free circulation**” means goods which may be disposed of without Customs restriction.

Customs warehouses

2.29. Specific Annex D defines that “**Customs warehousing procedure**” means the Customs procedure under which imported goods are stored under Customs control in a designated place (a Customs warehouse) without payment of import duties and taxes. Customs can establish public and private customs warehouses, for which Customs shall lay down the requirements for the establishment, suitability and management and the arrangements for Customs control. The arrangements for storage of goods in Customs warehouses and for stock-keeping and accounting shall be subject to the approval of the Customs. As mentioned above, the authorized operations are strictly defined. Goods are allowed to stay in the warehouse for at least one year, unless the goods are perishable.

2.30. Under the General Trade System, goods entering a warehouse should be recorded as imports. Goods leaving a warehouse and entering the free circulation area will not be further recorded for IMTS. Goods leaving a warehouse for exportation should be recorded as re-exports, since operations performed on the goods are very limited and are not expected to change the state of the goods. By contrast, under the Special Trade System, goods entering a Customs warehouse will not be recorded in the trade statistics. Only those goods that leave a warehouse and enter into free circulation will be recorded at that time in the trade statistics. Under the Special Trade System goods entering a warehouse and subsequently leaving the warehouse for another country will not be recorded at all.

Free zones

2.31. “**Free zone**” means a part of the territory of a Contracting Party where any goods introduced are generally regarded, insofar as import duties and taxes are concerned, as being outside the Customs territory. National legislation shall specify the requirements relating to the establishment of free zones, the kinds of goods admissible to such zones and the nature of the operations to which goods may be subjected in them. Customs shall lay down the arrangements for Customs control including appropriate requirements as regards the suitability, construction and layout of free zones and have the right to carry out checks at any time on the goods stored in a free zone.

2.32. Similar to handling of declarations for customs warehouse trade, goods entering a free zone should be recorded as imports under the General Trade System. Goods leaving a free zone and entering the free circulation area will not be further recorded for IMTS under the General Trade System (even though customs records may be available). Treatment of Free zone trade under the Special Trade System (in the strict sense) is identical with that of Customs warehouse trade.

2.33. Goods leaving a free zone for exportation should be recorded as re-exports, if minor or no operations were performed on the goods and should be recorded as exports, if the state of goods was changed. The latter may be the case for Export Processing Zones. The authorized operations are described in the standards of this annex, which states that goods admitted to a free zone shall be allowed to undergo operations necessary for their preservation and usual forms of handling to improve their packaging or marketable quality or to prepare them for shipment, such as breaking bulk, grouping of packages, sorting and grading, and repacking. Where the competent authorities allow processing or manufacturing operations in a free zone, they shall specify the processing or manufacturing operations to which goods may be subjected in general terms and/or in detail in a regulation applicable throughout the free zone or in the authority granted to the enterprise carrying out these operations.

2.34. Unfortunately, it is only a Recommended Practice and not a Standard that a document must be produced to the Customs in respect of goods which on removal from a free zone are sent directly abroad. In such case the Customs should not require more information than already available on the documents accompanying the goods.

Inward processing

2.35. “**Inward processing**” is defined as the Customs procedure under which certain goods can be brought into a Customs territory conditionally relieved from payment of import duties and taxes, on the basis that such goods are intended for manufacturing, processing or repair and subsequent exportation. Specific Annex F further defines that inward processing shall not be limited to goods imported directly from abroad, but shall also be granted for goods already placed under another Customs procedure and that it should not be refused solely on the grounds of the country of origin of the goods, the country from which they arrived or the country of destination.

2.36. Interesting for the issue of “Goods for processing abroad” (for a detailed discussion of this issue see chapter 4.A) is the recommendation that the right to import goods for inward processing shall not be limited to the owner of the imported goods. In addition to this it is stated that when, in the execution of a contract entered into with a person established abroad, the goods to be used are supplied by that person, inward processing should not be refused on the grounds that goods identical in description, quality and technical characteristics are available in the Customs territory of importation.

2.37. This Specific Annex has a standard on the conditions of processing, namely that where goods admitted for inward processing are to undergo manufacturing or processing, the competent authorities shall fix or agree to the rate of yield of the operation by reference to the actual

conditions under which it is effected. The description, quality and quantity of the various compensating products shall be specified upon fixing or agreeing to that rate.

2.38. In the same sense as was stated under free zones, goods leaving an inward processing zone for exportation should be recorded as re-exports, if minor or no operations were performed on the goods and should be recorded as exports, if the state of goods was substantially transformed.

2.39. The treatment of inward processing is the same under the General Trade System and the relaxed version of the Special Trade System. Only the Special Trade System in the strict sense will exclude transactions under the inward processing procedure.

Processing of goods for home use

2.40. “**Processing of goods for home use**” means the Customs procedure under which imported goods may be manufactured, processed or worked, before clearance for home use and under Customs control, to such an extent that the amount of the import duties and taxes applicable to the products thus obtained is lower than that which would be applicable to the imported goods. The granting of the procedure of processing of goods for home use shall be subject to the conditions that:

- (a) the Customs are able to satisfy themselves that the products resulting from the processing of goods for home use have been obtained from the imported goods;
- (b) the original state of the goods cannot be economically recovered after the manufacturing, processing or working.

2.41. From an IMTS point of view there is only a recording of the goods which were imported before processing and the corresponding countries of origin. There is no further recording of the (thereupon) processed goods.

RE-IMPORTS

2.42. Re-imports refer to imports of goods in the same state as previously exported. The country of origin of the goods is in this case the compiling country itself, which is reflected in IMTS as a country’s trade with itself. The official definitions and description in the Revised Kyoto Convention are as follows.

Re-importation in the same state

2.43. “**Goods exported with notification of intended return**” means goods specified by the declarant as intended for re-importation, in respect of which identification measures may be taken by the Customs to facilitate re-importation in the same state.

2.44. “**Re-importation in the same state**” means the Customs procedure under which goods which were exported may be taken into home use free of import duties and taxes, provided they have not undergone any manufacturing, processing or repair abroad and provided that any sums

chargeable as a result of repayment or remission of or conditional relief from duties and taxes or of any subsidies or other amounts granted in connection with exportation must be paid. The goods that are eligible for re-importation in the same state can be goods that were in free circulation or were compensating products.

2.45. Re-importation in the same state shall be allowed even if only a part of the exported goods is re-imported and shall not be refused on the grounds that the goods have been used or damaged or have deteriorated during their stay abroad. It shall also not be refused on the grounds that, during their stay abroad, the goods have undergone operations necessary for their preservation or maintenance provided, however, that their value at the time of exportation has not been enhanced by such operations.

EXPORTS

Outright exportation

2.46. Specific Annex C states that “**outright exportation**” means the Customs procedure applicable to goods which - being in free circulation - leave the Customs territory and are intended to remain permanently outside it. The Customs shall not require evidence of the arrival of the goods abroad as a matter of course.

2.47. Outright exportation covers the usual case for a declaration which constitutes the export record in IMTS.

Outward processing

2.48. “**Outward processing**” means the Customs procedure under which goods which are in free circulation in a Customs territory may be temporarily exported for manufacturing, processing or repair abroad and then re-imported with total or partial exemption from import duties and taxes.

2.49. The requirements relating to the identification of goods for outward processing shall be laid down by the Customs. In carrying this out, due account shall be taken of the nature of the goods, of the operation to be carried out and of the importance of the interests involved. The Customs shall fix the time limit for outward processing in each case.

2.50. Provision shall be made to permit compensating products to be imported through a Customs office other than that through which the goods were temporarily exported for outward processing. “**Compensating products**” means the products obtained abroad and resulting from the manufacturing, processing or repair of goods for which the use of the outward processing procedure is authorized.

2.51. Unless national legislation requires the re-importation of goods temporarily exported for outward processing, provision shall be made for terminating the outward processing by declaring the goods for outright exportation subject to compliance with the conditions and formalities applicable in such case.

Drawback

2.52. “**Drawback**” means the amount of import duties and taxes repaid under the drawback procedure. “**Drawback procedure**” means the Customs procedure which, when goods are exported, provides for a repayment (total or partial) to be made in respect of the import duties and taxes charged on the goods, or on materials contained in them or consumed in their production.

2.53. The Customs shall not withhold payment of drawback solely because, at the time of importation of the goods for home use, the importer did not state his intention of claiming drawback at exportation. Similarly, exportation shall not be mandatory when such a statement has been made at importation. Where a time limit for the exportation of the goods is fixed beyond which they no longer qualify for drawback, this should, upon request, be extended if the reasons are deemed valid by the Customs.

2.54. It is a standard that drawback shall be paid as soon as possible after the claim has been verified. Drawback should also be paid on deposit of the goods in a Customs warehouse or introduction of the goods into a free zone, on condition that they are subsequently to be exported.

2.55. The drawback procedure is useful in the verification process for re-exports of goods for IMTS purposes. The exporter of goods, which were previously cleared for home use and are subsequently re-exported in the same state, is likely to make use of the drawback procedure to reclaim paid duties.

RE-EXPORTS

2.56. Re-exports refer to exports of foreign goods which were previously imported and which remained in the same state. Cases which fall within this category are exports of goods which previously were imported into a customs warehouse, a free zone or under the inward processing procedure. Goods could also have entered free circulation and then be re-exported in the same state. In such case, the exporter could make use of the drawback procedure. The crucial point is that the imported goods were not substantially transformed or changed origin otherwise.

Customs warehouses, Free Zones and Inward Processing

2.57. Goods leaving a Customs warehouse, a free zone or an inward processing area for exportation should be recorded as re-exports, if minor or no operations were performed on the goods and should be recorded as exports, if the state of goods was changed.

2.58. Minor operations include operations necessary for the preservation of goods and usual forms of handling to improve their packaging or marketable quality or to prepare them for shipment, such as breaking bulk, grouping of packages, sorting and grading, and repacking. All such operations normally do not alter the state of the goods, which means that the origin of the goods remains the origin of a foreign country.

EXCLUSIONS FROM IMTS

2.59. Specific Annex E covers Customs Transit, Transshipment and Carriage of Goods Coastwise. Goods entering or leaving a country under any of these three customs procedures are excluded from IMTS, since the goods do not enter the local economy or – more precisely – do not add or subtract from the stock of goods of the country.

Transit

2.60. “**Customs transit**” means the Customs procedure under which goods are transported under Customs control from one Customs office to another.

2.61. The Customs shall allow goods to be transported under Customs transit in their territory:

- (a) from an office of entry to an office of exit;
- (b) from an office of entry to an inland Customs office;
- (c) from an inland Customs office to an office of exit; and
- (d) from one inland Customs office to another inland Customs office

2.62. Goods being carried under Customs transit shall not be subject to the payment of duties and taxes. The Customs at the office of departure shall take all necessary action to enable the office of destination to identify the consignment and to detect any unauthorized interference.

2.63. “**Transport-unit**” means:

- (a) containers having an internal volume of one-cubic metre or more, including demountable bodies;
- (b) road vehicles, including trailers and semi-trailers;
- (c) railway coaches or wagons;
- (d) lighters, barges and other vessels; and
- (e) aircraft

2.64. When a consignment is conveyed in a transport-unit and Customs sealing is required, the Customs seals shall be affixed to the transport-unit itself provided that the transport-unit is so constructed and equipped that:

- (a) Customs seals can be simply and effectively affixed to it;
- (b) no goods can be removed from or introduced into the sealed part of the transport-unit without leaving visible traces of tampering or without breaking the Customs seal;
- (c) it contains no concealed spaces where goods may be hidden; and
- (d) all spaces capable of holding goods are readily accessible for Customs inspection.

2.68. The Customs shall decide whether transport-units are secure for the purposes of Customs transit. It is a Standard that only when they consider such a measure to be indispensable shall the Customs:

- (a) require goods to follow a prescribed itinerary; or
- (b) require goods to be transported under Customs escort

Transshipments

2.65. “**Transshipment**” means the Customs procedure under which goods are transferred under Customs control from the importing means of transport to the exporting means of transport within the area of one Customs office which is the office of both importation and exportation.

2.66. The Customs should accept as the Goods declaration for transshipment any commercial or transport document for the consignment concerned which meets all the Customs requirements. This acceptance should be noted on the document.

2.67. Transshipments are excluded from IMTS.

Temporary Admission

2.68. “**Temporary admission**” means the Customs procedure under which certain goods can be brought into a Customs territory conditionally relieved totally or partially from payment of import duties and taxes; such goods must be imported for a specific purpose and must be intended for re-exportation within a specified period and without having undergone any change except normal depreciation due to the use made of them.

2.69. National legislation shall enumerate the cases in which temporary admission may be granted and temporary admission shall be subject to the condition that the Customs are satisfied that they will be able to identify the goods when it is terminated. The Customs shall fix the time limit for temporary admission in each case.

2.70. Temporary admission with total conditional relief from duties and taxes should be granted to the goods referred to in the Annexes to the Convention on Temporary Admission (Istanbul Convention) of 26 June 1990:

- (a) “Goods for display or use at exhibitions, fairs, meetings or similar events”.
- (b) “Professional equipment”.
- (c) “Containers, pallets, packings, samples and other goods imported in connection with a commercial operation”
- (d) “Goods imported for educational, scientific or cultural purposes”
- (e) “Travellers’ personal effects and goods imported for sports purposes”
- (f) “Tourist publicity material”
- (g) “Goods imported as frontier traffic”
- (h) “Goods imported for humanitarian purposes”
- (i) “Means of transport”
- (j) “Animals”

2.71. Temporary admission of goods is also excluded from IMTS.

Annex 1 Position as Regards Ratifications and Accessions (as at 8 January 2008) of International Convention on the simplification and harmonization of Customs procedures

International Convention on the simplification and harmonization of Customs procedures (as amended)
(Revised Kyoto Convention)

(done at Kyoto on 18 May 1973, amended on 26 June 1999)*

CONTRACTING PARTIES	Dates of signature subject to ratification (1999-06-26 2000-06-30)	Dates of signature without reservation or of deposit of Instruments of ratification or accession
ALGERIA	-	26-06-1999
AUSTRALIA	18-04-2000	10-10-2000
AUSTRIA	-	30-04-2004
AZERBAIJAN	-	03-02-2006
BELGIUM	-	30-04-2004
BOTSWANA	-	26-06-2006
BULGARIA	-	17-03-2004
CANADA	-	09-11-2000
CHINA	-	15-06-2000
CONGO (Dem. Rep. of the)	15-06-2000	-
CROATIA	-	02-11-2005
CYPRUS	-	25-10-2004
CZECH REPUBLIC	30-06-2000	17-09-2001
DENMARK	-	30-04-2004
EGYPT	-	08-01-2008
ESTONIA	-	28-07-2006
EUROPEAN COMMUNITY	-	30-04-2004
FINLAND	-	30-04-2004
FRANCE	-	22-07-2004
GERMANY	-	30-04-2004
GREECE	-	30-04-2004
HUNGARY	-	29-04-2004
INDIA	-	03-11-2005
IRELAND	-	30-04-2004
ITALY	-	30-04-2004
JAPAN	-	26-06-2001
JORDAN	-	08-12-2006
KOREA	-	19-02-2003
LATVIA	15-06-2000	20-09-2001
LESOTHO	-	15-06-2000
LITHUANIA	-	27-04-2004
LUXEMBOURG	-	26-01-2006
MADAGASCAR	-	27-06-2007
MONGOLIA	-	01-07-2006
MOROCCO	-	16-06-2000
NAMIBIA	-	03-02-2006
NETHERLANDS	-	30-04-2004
NEW ZEALAND	-	07-07-2000
NORWAY	-	09-01-2007

CONTRACTING PARTIES	Dates of signature subject to ratification (1999-06-26 2000-06-30)	Dates of signature without reservation or of deposit of Instruments of ratification or accession
PAKISTAN	-	01-10-2004
POLAND	-	09-07-2004
PORTUGAL	-	15-04-2005
SENEGAL	-	21-03-2006
SERBIA	-	18-09-2007
SLOVAKIA	15-06-2000	19-09-2002
SLOVENIA	-	27-04-2004
SOUTH AFRICA	-	18-05-2004
SPAIN	-	30-04-2004
SRI LANKA	26-06-1999	-
SWEDEN	-	30-04-2004
SWITZERLAND	29-06-2000	26-06-2004
TURKEY	-	03-05-2006
UGANDA	-	27-06-2002
UNITED KINGDOM	-	30-04-2004
UNITED STATES	-	06-12-2005
VIETNAM	-	08-01-2008
ZAMBIA	26-06-1999	01-07-2006
ZIMBABWE	26-06-1999	10-02-2003
Number of Contracting Parties: 56		

(*) The revised Kyoto Convention has entered into force on 3 February 2006.

Annex 2 Example from General Annex

The text below is an excerpt from the revised Kyoto convention

Documents supporting the Goods declaration

3.16. Standard

In support of the Goods declaration the Customs shall require only those documents necessary to permit control of the operation and to ensure that all requirements relating to the application of Customs law have been complied with.

3.17. Standard

Where certain supporting documents cannot be lodged with the Goods declaration for reasons deemed valid by the Customs, they shall allow production of those documents within a specified period.

3.18. Transitional Standard

The Customs shall permit the lodgement of supporting documents by electronic means.

3.19. Standard

The Customs shall not require a translation of the particulars of supporting documents except when necessary to permit processing of the Goods declaration. **Lodgement, registration and checking of the Goods declaration**

3.20. Standard

The Customs shall permit the lodging of the Goods declaration at any designated Customs office.

3.21. Transitional Standard

The Customs shall permit the lodging of the Goods declaration by electronic means.

3.22. Standard

The Goods declaration shall be lodged during the hours designated by the Customs.

3.23. Standard

Where national legislation lays down a time limit for lodging the Goods declaration, the time allowed shall be sufficient to enable the declarant to complete the Goods declaration and to obtain the supporting documents required.

3.24. Standard

At the request of the declarant and for reasons deemed valid by the Customs, the latter shall extend the time limit prescribed for lodging the Goods declaration.

3.25. Standard

National legislation shall make provision for the lodging and registering or checking of the Goods declaration and supporting documents prior to the arrival of the goods.

3.26. Standard

When the Customs cannot register the Goods declaration, they shall state the reasons to the declarant.

3.27. Standard

The Customs shall permit the declarant to amend the Goods declaration that has already been lodged, provided that when the request is received they have not begun to check the Goods declaration or to examine the goods.

3.28. Transitional Standard

The Customs shall permit the declarant to amend the Goods declaration if a request is received after checking of the Goods declaration has commenced, if the reasons given by the declarant are deemed valid by the Customs.

3.29. Transitional Standard

The declarant shall be allowed to withdraw the Goods declaration and apply for another Customs procedure, provided that the request to do so is made to the Customs before the goods have been released and that the reasons are deemed valid by the Customs.

3.30. Standard

Checking the Goods declaration shall be effected at the same time or as soon as possible after the Goods declaration is registered.

3.31. Standard

For the purpose of checking the Goods declaration, the Customs shall take only such action as they deem essential to ensure compliance with Customs law.

Chapter 3 The Harmonized Commodity Description and Coding System, 2007 edition and Standard International Trade Classification, Revision 4

A. The Harmonized Commodity Description and Coding System, 2007 edition

3.1. The Harmonized Commodity Description and Coding System (HS) came into force on 1 January 1988. In 1993, the Statistical Commission endorsed the use of HS at the national level in compilation and dissemination of international merchandise trade statistics⁷. By July 2005, the original HS had been amended by the World Customs Organization (WCO) four times. Three amended editions of the HS had gone into force, on 1 January 1992, 1 January 1996 and 1 January 2002. The fourth amended edition of the HS (HS07) is effective beginning 1 January 2007. HS07 has 5052 subheadings of which 4208 are subheadings from the original HS88, which means that 844 non-original subheadings (17 per cent) were introduced in the subsequent HS editions (1 in 1992, 267 in 1996, 316 in 2002, and 260 in 2007).

3.2. The HS07 incorporates 354 sets of amendments to HS02 covering the following sectors: agricultural sector (41), chemical sector (75), paper sector (13), textile sector (46), base metal sector (20), machinery sector (57) and other sectors together 102 amendments. These amendments were intended for:

- (a) better identification of environmental and social concerns (e.g., newsprint, asbestos, bamboo); in this respect new sub-headings have been created for the separate identification of certain species of fish, and the monitoring and control of products of bamboo, dangerous chemicals, pesticides, ozone-layer depleting substances, and products containing asbestos;
- (b) separate identification and/or simplification of the classification of hi-tech products/new products of commercial importance; the amendments include for instance a revised definition of computers or automatic data processing machines (as they are called in HS) to reflect that these machines nowadays are basically all digital and, in addition, to clarify the classification of separately presented printers, network equipment, loudspeakers, microphones, cameras, and monitors and projectors used in conjunction with a computer; other classification problems encountered in the high-tech area have also been solved, particularly problems related to electronic equipment which today is capable of performing several functions; The following categories of products were affected most:
 - (i) revised computer definition (note 5 to chapter 84)
 - (ii) printing machinery (combined into heading 84.43)
 - (iii) semi-conductor manufacturing equipment (new heading 84.86)

⁷ See Official Records of the Economic and Social Council, 1993 Supplement No. 6 (E/1993/26), Chapter XI, para 158

- (iv) telephone equipment (heading 85.17)
- (v) sound recording or reproducing apparatus (heading 85.19 and 85.20 combined into heading 85.19)
- (vi) electronic media (heading 85.23 and 85.24 combined into heading 85.23)
- (vii) radio or tv transmission apparatus; digital cameras (heading 85.25)
- (viii) radio reception, recording or reproducing apparatus (heading 85.27)
- (ix) tv monitors and projectors (heading 85.28)
- (x) electronic integrated circuits (heading 85.42)

(See Annex 2 for details)

- (c) simplification by combining certain products into one heading (e.g., chickens; or vacuum cleaners; or toys);
- (d) change in trade patterns by deletion of 29 headings and 203 subheadings on account of the low volume of trade and creation of new subheadings for products with high volume of trade. As a general rule, headings and subheadings are deleted when annual trade at world level is less than USD 100 million and 50 million respectively (See Annex 1 for details). The same thresholds apply for the creation of new headings and subheadings;
- (e) editorial amendments / clarifications; Certain textual amendments will facilitate the uniform application of the HS and provide legal certainty with regard to classification decisions. Additionally, other textual amendments will render some texts more consistent with scientific or customary terminology, and with current trade practices. (See Annex 3 for details)

B. Standard International Trade Classification, Revision 4

3.3. The original Standard International Trade Classification⁸ was adopted in 1950 and underwent four revisions. The third revision of SITC (SITC, Rev.3) was approved by the Statistical Commission at its twenty-third session, in February 1985.⁹ It used the six digit sub-headings of HS88 as the building blocks taking into account the need for continuity with the previous versions of SITC as well as the following considerations:

- (a) The nature of the merchandise and the materials used in its production;
- (b) The processing stage;
- (c) Market practices and the uses of the product;
- (d) The importance of the commodity in terms of world trade;
- (e) Technological changes.

⁸ Statistical Papers, No. 10/Rev.1, June 1951(United Nations publication, Sales No. 51.XVII.1).

⁹ See Official Records of the Economic and Social Council, 1985, Supplement No. 6 (E/1985/26), Chapter IV, para 57 (d)

3.4. In order to maintain continuity in the SITC, Revision 3, series, the United Nations Statistics Division had issued appropriate correlation tables between SITC, Revision 3, and each new edition of HS. However, a strict period-to-period comparability was being lost for a growing number of series owing to significant changes in the HS classification scheme. At the same time, the majority of countries and international organizations continued to use SITC for various purposes, such as study of long-term trends in international merchandise trade and aggregation of traded commodities into classes more suitable for economic analysis. In 1999 the Commission confirmed its recognition of SITC as an analytical tool.¹⁰ In this context, the Statistical Commission, at its thirty-fifth session (2-5 March 2004), agreed with the conclusion of the inter-agency Task Force on International Merchandise Trade Statistics that the fourth revision of SITC was needed in view of accumulated changes in HS.¹¹

3.5. Accordingly, in mid-2004, the Statistics Division began preparation of SITC, Revision 4. The revision process was coordinated with the ongoing revisions of ISIC and CPC with a view to harmonizing these classifications as much as possible.

3.6. The scope of SITC, Revision 4, remains the same as that of SITC, Revision 3. So, SITC, Revision 4, covers all goods classifiable in HS except for monetary gold, gold coin and current coin. All SITC, Revision 4, basic headings (except for 911.0 and 931.0) are defined in terms of HS07 subheadings. Since SITC is now recommended only for analytical purposes, there was no need (except in several special cases) to create new basic headings in SITC, Revision 4.

3.7. As a general rule, an SITC, Revision 3, basic heading was deleted if (a) corresponding HS88 subheadings had been deleted from HS07 or (b) its scope could not be defined in terms of HS07 subheadings without significant change (this occurred when involved HS88 subheadings were partially correlated to several HS07 subheadings). A new SITC, Revision 4, basic heading was introduced if (a) several new HS subheadings could be grouped in an economically meaningful way and such a group fitted into the classification scheme of SITC with no (or minimal) changes in the scope of the existing SITC, Revision 3, headings; (b) some HS subheadings merited separate identification in order to better reflect commodity structure and/or practice of customs in recording of international trade; or (c) owing to action taken in accordance with (a) and (b), some HS07 subheadings could not be correlated to the existing basic SITC, Revision 3, headings. In the process of revision, the scope of some headings was modified. When such a modification was deemed significant, the heading involved was assigned a new code.

3.8. SITC, Revision 4, retains the overall structure of SITC, Revision 3, and consists of the same number of sections, divisions and groups. The changes made were at the level of basic headings and some subgroups. Two hundred thirty-eight basic headings of SITC, Revision 3, were deleted in most cases for the reasons stated above; and 87 new basic headings have been introduced. As a result of those deletions and additions, SITC, Revision 4, contains 2,970 basic headings. The classification scheme is provided below.

¹⁰ Ibid., 1999, Supplement No. 4 (E/1999/24), Chapter II, para. 24 (c)

¹¹ (Ibid. 2004, Supplement No. 4 (E/2004/24), chapter V, para. 4 (i).

Table 3.1 Classification scheme of SITC, Revision 4

Section and division descriptions	Division code	Number of groups	Number of subgroups	Number of basic headings
Section 0 - Food and live animals		36	132	335
Live animals other than animals of division 03	00	1	6	10
Meat and meat preparations	01	4	17	36
Dairy products and birds' eggs	02	4	12	22
Fish (not marine mammals), crustaceans, molluscs and aquatic invertebrates and preparations thereof	03	4	14	47
Cereals and cereal preparations	04	8	21	34
Vegetables and fruit	05	5	27	92
Sugars, sugar preparations and honey	06	2	7	17
Coffee, tea, cocoa, spices, and manufactures thereof	07	5	16	34
Feeding stuff for animals (not including unmilled cereals)	08	1	6	25
Miscellaneous edible products and preparations	09	2	6	18
Section 1 - Beverages and tobacco		4	11	21
Beverages	11	2	5	13
Tobacco and tobacco manufactures	12	2	6	8
Section 2 – Crude materials, inedible, except fuels		36	115	239
Hides, skins and furskins, raw	21	2	7	11
Oil-seeds and oleaginous fruits	22	2	10	12
Crude rubber (including synthetic and reclaimed)	23	2	5	16
Cork and wood	24	5	13	18
Pulp and waste paper	25	1	7	14
Textile fibres (other than wool tops and other combed wool) and their wastes (not manufactured into yarn or fabric)	26	8	23	48
Crude fertilizers, other than those of division 56, and crude minerals (excluding coal, petroleum and precious stones)	27	5	17	45
Metalliferous ores and metal scrap	28	9	24	43
Crude animal and vegetable materials, n.e.s.	29	2	9	32
Section 3 - Mineral fuels, lubricants and related materials		11	22	32
Coal, coke and briquettes	32	3	6	8
Petroleum, petroleum products and related materials	33	3	7	15
Gas, natural and manufactured	34	4	8	8
Electric current	35	1	1	1
Section 4 - Animal and vegetable oils, fats and waxes		4	21	41
Animal oils and fats	41	1	3	9
Fixed vegetable fats and oils, crude, refined or fractionated	42	2	14	26
Animal or vegetable fats and oils, processed; waxes of animal or vegetable origin; inedible mixtures or preparations of animal or vegetable fats or oils, n.e.s.	43	1	4	6
Section 5 - Chemicals and related products, n.e.s.		34	132	467
Organic chemicals	51	6	24	125
Inorganic chemicals	52	4	18	80
Dyeing, tanning and colouring materials	53	3	8	31

Section and division descriptions	Division code	Number of groups	Number of subgroups	Number of basic headings
Medicinal and pharmaceutical products	54	2	10	44
Essential oils and resinoids and perfume materials; toilet, polishing and cleaning preparations	55	3	10	26
Fertilizers (other than those of group 272)	56	1	4	19
Plastics in primary forms	57	6	20	54
Plastics in non-primary forms	58	3	13	22
Chemical materials and products, n.e.s.	59	6	25	66
Section 6 - Manufactured goods classified chiefly by material		52	229	767
Leather, leather manufactures, n.e.s., and dressed furskins	61	3	11	19
Rubber manufactures, n.e.s.	62	3	13	31
Cork and wood manufactures (excluding furniture)	63	3	12	30
Paper, paperboard and articles of paper pulp, of paper or of paperboard	64	2	13	62
Textile yarn, fabrics, made-up articles, n.e.s., and related products	65	9	59	219
Non-metallic mineral manufactures, n.e.s.	66	7	29	94
Iron and steel	67	9	35	133
Non-ferrous metals	68	8	21	63
Manufactures of metals, n.e.s.	69	8	36	116
Section 7 - Machinery and transport equipment		50	217	642
Power-generating machinery and equipment	71	6	22	44
Machinery specialized for particular industries	72	8	33	117
Metalworking machinery	73	4	15	69
General industrial machinery and equipment, n.e.s., and machine parts, n.e.s.	74	9	56	150
Office machines and automatic data-processing machines	75	3	11	23
Telecommunications and sound-recording and reproducing apparatus and equipment	76	4	14	33
Electrical machinery, apparatus and appliances, n.e.s., and electrical parts thereof (including non-electrical counterparts, n.e.s., of electrical household-type equipment)	77	7	31	128
Road vehicles (including air-cushion vehicles)	78	6	16	40
Other transport equipment	79	3	19	38
Section 8 - Miscellaneous manufactured articles		31	140	420
Prefabricated buildings; sanitary plumbing, heating and lighting fixtures and fittings, n.e.s.	81	3	7	17
Furniture and parts thereof; bedding, mattresses, mattress supports, cushions and similar stuffed furnishings	82	1	6	23
Travel goods, handbags and similar containers	83	1	4	9
Articles of apparel and clothing accessories	84	7	37	95
Footwear	85	1	7	17
Professional, scientific and controlling instruments and apparatus, n.e.s.	87	4	18	65
Photographic apparatus, equipment and supplies and	88	5	19	59

Section and division descriptions	Division code	Number of groups	Number of subgroups	Number of basic headings
optical goods, n.e.s.; watches and clocks				
Miscellaneous manufactured articles, n.e.s.	89	9	42	135
Section 9 - Commodities and transactions not classified elsewhere in the SITC		4	4	6
Postal packages not classified according to kind	91	1	1	1
Special transactions and commodities not classified according to kind	93	1	1	1
Coin (other than gold coin), not being legal tender	96	1	1	1
Gold, non-monetary (excluding gold, ores and concentrates)	97	1	1	3
TOTAL NUMBER OF DIVISIONS, GROUPS, SUBGROUPS AND BASIC HEADINGS (ITEMS)	67	262	1 023	2 970

Annex 1 List of Harmonized System code numbers deleted as from 1 January 2007

CHAPTERS 01 THROUGH 39

CHAPTER 01	1212.30*	2830.30*	2939.29*
0105.92	CHAPTER 13	2833.23*	CHAPTER 30
0105.93	1301.10*	2833.26*	3001.10*
CHAPTER 02	1302.14*	2835.23*	3006.80
0208.20*	CHAPTER 14	2836.10*	CHAPTER 31
CHAPTER 03	1402.00*	2836.70*	3102.70*
0303.50	1403.00*	2838.00*	3103.20*
0303.60	1404.10*	2839.20*	3104.10*
0304.10	CHAPTER 15	2841.10*	CHAPTER 32
0304.20	1515.40*	2841.20*	3206.30*
0304.90	CHAPTER 20	2851.00	3206.43*
CHAPTER 05	2005.90	CHAPTER 29	CHAPTER 33
0503.00*	CHAPTER 23	2903.30	3301.11*
0509.00*	2302.20*	2905.15*	3301.14*
CHAPTER 06	2306.70*	2906.14*	3301.21*
0603.10	CHAPTER 25	2907.14*	3301.22*
CHAPTER 07	2506.21*	2908.10	3301.23*
0709.10*	2506.29*	2908.20*	3301.26*
0709.52*	2508.20*	2908.90	CHAPTER 34
0711.30*	2513.11*	2909.42*	3404.10*
CHAPTER 08	2513.19*	2912.13*	CHAPTER 37
0810.30*	2516.21*	2915.22*	3702.20*
CHAPTER 09	2516.22*	2915.23*	3705.20*
0906.10	2524.00	2915.34*	CHAPTER 38
0910.40*	CHAPTER 27	2915.35*	3805.20*
0910.50*	2707.60*	2917.31*	3808.10
CHAPTER 11	CHAPTER 28	2918.90	3808.20
1102.30*	2811.23*	2919.00	3808.30
CHAPTER 12	2824.20*	2920.10	3808.40
1207.10*	2826.11*	2921.12*	3808.90
1207.30*	2826.20*	2922.22*	3824.20*
1207.60*	2827.33*	2925.20	CHAPTER 39
1209.26*	2827.34*	2930.10*	3920.72*
1211.10*	2827.36*	2936.10*	
1212.10*	2830.20*	2939.21*	

*: code numbers deleted by virtue of low volume of trade

CHAPTERS 40 THROUGH 59

CHAPTER 40	4411.39*	CHAPTER 50	5404.10
4010.13*	4411.91	5003.10*	5406.10*
CHAPTER 41	4411.99	5003.90*	5406.20*
4103.10*	4412.13	CHAPTER 52	CHAPTER 55
CHAPTER 42	4412.14	5208.53*	5503.10
4204.00*	4412.19	5210.12*	5513.22*
4206.10*	4412.22	5210.22*	5513.32*
4206.90*	4412.23	5210.42*	5513.33*
CHAPTER 43	4412.29	5210.52*	5513.42*
4301.70*	4412.92	5211.21*	5513.43*
4302.13*	4412.93	5211.22*	5514.13*
CHAPTER 44	4418.30	5211.29*	5514.31*
4402.00	CHAPTER 46	CHAPTER 53	5514.32*
4407.24	4601.20	5304.10*	5514.33*
4409.20	4601.91	5304.90*	5514.39*
4410.21	4602.10	5305.11*	5515.92*
4410.29	CHAPTER 48	5305.19*	CHAPTER 56
4410.31	4802.30*	5305.21*	5604.20*
4410.32	4809.10*	5305.29*	5607.10*
4410.33	4814.30*	5305.90*	CHAPTER 57
4410.39	4815.00*	CHAPTER 54	5702.51*
4411.11	4816.10*	5402.10	5702.52*
4411.19	4816.30*	5402.41	5702.59*
4411.21	4823.12	5402.42	CHAPTER 58
4411.29	4823.19	5402.43	5803.10*
4411.31*	4823.60	5403.20*	5803.90*

*: code numbers deleted by virtue of low volume of trade

CHAPTERS 60 THROUGH 79

CHAPTER 60	6205.10*	CHAPTER 68	CHAPTER 73
6005.10*	6207.92*	6802.22*	7304.10
CHAPTER 61	6209.10*	6811.10	7304.21
6101.10*	6211.31*	6811.20	7306.10
6103.11*	6213.10*	6811.30*	7306.20
6103.12*	CHAPTER 63	6811.90	7306.60
6103.19*	6302.52*	6812.50	7314.13*
6103.21*	6302.92*	6812.60	7319.10*
6104.11*	6303.11*	6812.70	7321.13
6104.12*	6306.11*	6812.90	7321.83
6104.21*	6306.21*	6813.10	CHAPTER 74
6107.92*	6306.31*	6813.90	7401.10*
6111.10*	6306.39*	CHAPTER 70	7401.20*
6114.10*	6306.41*	7012.00*	7403.23*
6115.11	6306.49*	7013.21	7407.22*
6115.12	CHAPTER 64	7013.29	7414.20*
6115.19	6401.91*	7013.31	7414.90*
6115.20	6402.30*	7013.32	7416.00*
6115.91	6403.30*	7013.39	7417.00*
6115.92	CHAPTER 65	CHAPTER 72	CHAPTER 78
6115.93	6503.00*	7225.20*	7803.00*
6117.20*	6506.92*	7226.93*	7805.00*
CHAPTER 62	CHAPTER 66	7226.94*	CHAPTER 79
6203.21*	6603.10*	7229.10*	7906.00*

*: code numbers deleted by virtue of low volume of trade

CHAPTERS 80 THROUGH 97

CHAPTER 80	8517.30	8527.39	9010.42
8004.00*	8517.50	8527.90	9010.49
8005.00*	8517.80	8528.12	9027.40*
8006.00*	8517.90	8528.13	9030.83
CHAPTER 81	8519.10	8528.21	9031.30*
8101.95*	8519.21	8528.22	CHAPTER 91
8112.30*	8519.29	8528.30	9101.12*
8112.40*	8519.31	8542.10	9106.20*
CHAPTER 84	8519.39	8542.21	CHAPTER 92
8418.22	8519.40	8542.29	9203.00*
8425.20*	8519.92	8542.60	9204.10*
8428.50*	8519.93	8542.70	9204.20*
8442.10	8519.99	8543.11	9209.10*
8442.20	8520.10	8543.19	9209.20*
8443.21	8520.20	8543.40*	9209.93*
8443.29	8520.32	8543.81	CHAPTER 93
8443.30	8520.33	8543.89	9306.10*
8443.40	8520.39	8544.41	CHAPTER 94
8443.51	8520.90	8544.51	9401.50
8443.59	8523.11	8544.59	9403.80
8443.60	8523.12	CHAPTER 86	CHAPTER 95
8443.90	8523.13	8606.20*	9501.00
8448.41*	8523.20	CHAPTER 87	9502.10
8456.91	8523.30	8708.31	9502.91
8456.99	8523.90	8708.39	9502.99
8469.11	8524.10	8708.60	9503.10
8469.12	8524.31	CHAPTER 88	9503.20
8469.20	8524.32	8801.10*	9503.30
8469.30	8524.39	8801.90*	9503.41
8470.40*	8524.40	CHAPTER 90	9503.49
8471.10	8524.51	9006.20*	9503.50
8472.20*	8524.52	9006.62*	9503.60
8485.10	8524.53	9009.11	9503.70
8485.90	8524.60	9009.12	9503.80
CHAPTER 85	8524.91	9009.21	9503.90
8505.30*	8524.99	9009.22	CHAPTER 96
8509.10	8525.10	9009.30	9614.20*
8509.20*	8525.20	9009.91	9614.90*
8509.30*	8525.30	9009.92	
8517.19	8525.40	9009.93	
8517.21	8527.31	9009.99	
8517.22	8527.32	9010.41	

*: code numbers deleted by virtue of low volume of trade

Annex 2 List of new Harmonized System code numbers for the separate identification of articles of environmental or social concern

0301.94(*)	2852.00(**)	3808.50(**)	4601.21(*)
0301.95(*)		3824.72(*)	4601.22(*)
0302.67(*)	2903.31(**)	3824.73(*)	4601.92(*)
0302.68(*)	2903.52(**)	3824.74(*)	4601.93(*)
0303.61(*)	2908.11(**)	3824.75(*)	4602.11(*)
0303.62(*)	2908.91(**)	3824.76(*)	4602.12(*)
0304.11(*)	2910.40(**)	3824.77(*)	
0304.12(*)	2915.36(**)	3824.78(*)	4706.30(*)
0304.21(*)	2916.36(**)	3824.81(**)	
0304.22(*)	2918.18(**)	3824.82(**)	4823.61(*)
0304.91(*)	2918.91(**)	3824.83(**)	
0304.92(*)	2919.10(**)		6811.40(****)
	2920.11(**)	4402.10(*)	6812.80(**)
2005.91(*)	2924.12(**)	4409.21(*)	6813.20(****)
	2925.21(**)	4412.10(*)	
2524.10(**)	2930.50(**)		9401.51(*)
			9403.81(*)

(*) New code numbers facilitating the monitoring and control of fish under the International Plan of Action to Prevent, Deter and Eliminate Illegal, Unreported and Unregulated Fishing, adopted by the FAO, of bamboo and rattan (International Network for Bamboo and Rattan -INBAR) and products under the Montreal Protocol on substances that deplete the ozone layer.

(**) New code numbers for the identification of specific products under the Rotterdam Convention on the prior informed consent procedure for certain hazardous chemicals and pesticides in international trade.

(***) New code numbers for the identification of specific products under the Basel Convention on the transboundary movements of hazardous wastes and their disposal.

(****) Other sources

Annex 3 List of codes whose number is unchanged though the scope has been modified

CHAPTERS 01 TO 39

CHAPTER 02	CHAPTER 28	2918.19	CHAPTER 38
0208.90	2811.29	2921.19	3805.90
CHAPTER 03	2824.90	2922.29	3821.00
0301.99	2825.90	2924.19	3822.00
0302.69	2826.19	2930.90	3824.71
0303.79	2826.90	2931.00	3824.79
CHAPTER 05	2827.39	2932.99	3824.90
0511.99	2827.49	2934.99	CHAPTER 39
CHAPTER 07	2827.60	2936.90	3907.99
0709.59	2830.90	CHAPTER 30	3920.10
0709.90	2833.29	3001.90	3920.20
0711.90	2834.29	3006.10	3920.30
CHAPTER 08	2835.39	CHAPTER 31	3920.43
0802.90	2836.99	3102.90	3920.49
0810.90	2837.19	3103.90	3920.51
CHAPTER 09	2837.20	3104.90	3920.59
0910.99	2839.90	CHAPTER 32	3920.61
CHAPTER 11	2841.50	3201.90	3920.62
1102.90	2841.90	3206.49	3920.63
CHAPTER12	2842.10	3206.50	3920.69
1207.99	2842.90	CHAPTER 33	3920.71
1209.29	2843.90	3301.19	3920.73
1211.90	2848.00	3301.29	3920.79
1212.99	2849.90	CHAPTER 34	3920.91
CHAPTER 13	2850.00	3404.90	3920.92
1301.90	CHAPTER 29	CHAPTER .35	3920.93
1302.19	2903.59	3502.90	3920.94
CHAPTER 14	2905.19	3504.00	3920.99
1404.90	2906.19	CHAPTER 37	3921.11
CHAPTER 15	2907.19	3702.31	3921.12
1515.90	2909.44	3702.32	3921.13
CHAPTER 23	2910.90	3702.39	3921.14
2302.40	2912.19	3702.41	3921.19
2306.90	2915.29	3702.42	3926.90
CHAPTER 25	2915.39	3702.43	
2508.40	2916.39	3702.44	
CHAPTER 27	2917.34	3705.90	
2707.99	2918.11	3707.90	

CHAPTERS 40 TO 79

CHAPTER 40	4811.49	6003.10	6506.99
4010.19	4811.51	6003.20	CHAPTER 66
CHAPTER 41	4811.59	6003.30	6603.90
4103.90	4811.60	6003.40	CHAPTER 68
CHAPTER 42	4811.90	6003.90	6802.29
4205.00	4814.90	6005.90	CHAPTER 69
CHAPTER 43	4816.90	CHAPTER 61	6909.19
4301.80	4823.90	6101.90	CHAPTER 70
4301.90	CHAPTER 52	6103.29	7020.00
4302.19	5208.59	6104.19	CHAPTER 72
CHAPTER 44	5210.19	6104.29	7225.30
4407.29	5210.29	6107.99	7225.40
4407.99	5210.49	6111.90	7225.50
4411.12	5210.59	6114.90	7225.91
4411.13	CHAPTER 54	6115.99	7225.92
4411.14	5402.39	6117.80	7225.99
4411.92	5402.49	CHAPTER 62	7226.99
4411.93	5403.31	6203.29	7229.90
4411.94	5403.32	6205.90	CHAPTER 73
4412.99	5403.33	6207.99	7304.29
4418.90	5403.39	6209.90	7314.19
CHAPTER 47	5403.41	6211.39	7319.90
4706.91	5403.42	6213.90	7321.11
4706.92	5403.49	CHAPTER 63	7321.81
4706.93	CHAPTER 55	6302.59	CHAPTER 74
CHAPTER 48	5501.90	6302.99	7403.29
4802.54	5513.23	6303.19	7407.29
4802.55	5513.39	6306.19	7418.19
4802.56	5513.49	6306.29	7419.91
4802.57	5514.19	CHAPTER 64	7419.99
4802.58	5515.99	6401.99	CHAPTER 78
4802.61	CHAPTER 56	6402.91	7806.00
4802.62	5604.90	6402.99	CHAPTER 79
4802.69	5607.90	6403.91	7907.00
4809.90	CHAPTER 60	6403.99	
4811.10	6002.40	CHAPTER 65	
4811.41	6002.90	6505.90	

CHAPTERS 80 TO 97

CHAPTER 80
8007.00
CHAPTER 81
8101.99
8112.92
8112.99
CHAPTER 84
8418.29
8419.89
8419.90
8421.19
8421.91
8424.89
8424.90
8425.31
8425.39
8428.39
8428.90
8431.39
8442.30
8443.19
8448.49
8456.10
8456.20
8456.30
8462.21
8462.29
8464.10
8464.20
8464.90
8465.99

8466.10
8466.20
8466.30
8466.91
8466.92
8466.93
8466.94
8470.90
8471.30
8471.41
8471.49
8471.50
8471.60
8471.80
8472.90
8473.30
8473.40
8473.50
8477.10
8477.20
8477.30
8477.40
8477.59
8477.80
8477.90
8479.50
8479.89
8479.90
8480.71
CHAPTER 85
8505.90

8509.80
8509.90
8514.10
8514.20
8514.30
8514.90
8515.19
8515.21
8515.29
8515.80
8515.90
8517.19
8517.80
8527.90
8529.90
8542.90
8543.90
8544.49
8548.90
CHAPTER 86
8606.91
CHAPTER 87
8708.40
8708.50
8708.80
8708.91
8708.92
8708.94
8708.95
8708.99
CHAPTER 90

9006.52
9006.53
9006.59
9006.69
9010.50
9010.90
9011.10
9011.20
9011.90
9012.10
9012.90
9017.20
9017.90
9027.80
9030.20
9030.31
9030.32
9030.33
9030.39
9030.89
9031.49
CHAPTER 91
9101.19
9106.90
CHAPTER 92
9205.90
9209.99
CHAPTER 93
9306.30

Chapter 4 Selected data compilation issues

4.1. This chapter provides additional information on goods for processing (Section A), goods for repair (Section B), re-exports (Section C) as well as on the feasibility of a FOB-type valuation of imports (Section D). This information is of special interest to trade statisticians in view of the frequently encountered data collection problems and importance of these cases for clarification of the relationship between trade statistics compiled on the basis of *International Merchandise Trade Statistics, Concepts and Definitions, Revision 2* (IMTS, Rev.2) and those compiled on the basis of the Balance of Payments Manual, Fifth and the Sixth editions (BPM5 and BPM6). Chapter 5 contains a complete overview of the adjustments which need to be made to international merchandise trade data in order to approximate trade flows on the BPM6 basis.

A. Goods for processing

4.2. International trade has been at the centre of many recent discussions on globalization, be it through the off-shoring of the production process, operations of multinationals, foreign direct investments or trade negotiations. Production processes of garments, motor vehicles, televisions or computers are now often spread across several countries not only to reduce labor and capital costs but also, for instance, to benefit from investment incentives offered by the host countries.

4.3. Even though treatment of goods for processing in the statistical sense is by no means a new discussion, it gained a lot of new attention because of its increasing economic importance, especially for economies like China and Mexico. Another reason is that the 1993 SNA, Rev1 and BPM6 now specifically recommend that if goods are being processed abroad but ownership of the goods have not been passed on to the processing company, the transaction is to be treated as an international trade in service¹² to terminate an exception to the principle of change in ownership which had been in place in the previous editions of these manuals.¹³

DESCRIPTION OF GOODS FOR PROCESSING


4.4. The basic scenario of transactions categorized as “goods for processing abroad” would be a mother company sending goods to its affiliate abroad which processes these goods and returns an enhanced product back to the mother company. Many more complicated (but more realistic) scenarios will be illustrated in subsequent sections. The crucial point in these transactions concerns the economic ownership of the goods. If the mother company remains owner of the

¹² In BPM6, IMF introduces the wording “Manufacturing services on physical inputs owned by others” instead of goods for processing, to stress the fact that services are applied to the goods, which have not changed ownership to the manufacturer.

¹³ A change in ownership was imputed in case of “substantial processing” in SNA 1993 (para 14.61 – 14.64), and in general in BPM5 (para 197-199) for goods processed abroad and returned to the country from which they were consigned.

goods, then BPM6¹⁴ define this transaction as a *trade in services* transaction, in which the mother company imports services of its affiliate abroad. If the affiliate acquires economic ownership, the transaction would be a regular *trade in goods* transaction, in which the country of the mother company exports the goods going into the production process and the country of the affiliate afterwards exports a finished product in return.

4.5. The illustration below shows goods sent abroad for processing (black arrow) where the processed goods (white arrow) subsequently (i) return to the originally exporting country, (ii) enter the domestic economy of the country of processing, or (iii) are exported to a third country. Scenarios (ii) and (iii) assume that during processing the goods were still owned by country A, and that the change of ownership took place with respect to the processed goods.



4.6. Table 4.1 illustrates recording of the respective trade flows in IMTS, Rev.2 and BPM6. Goods before processing are indicated as X and goods after processing as Y. In this table the flows of goods are allocated in IMTS by country of origin and last known destination and for BPM/SNA by change of ownership. In case the goods are not substantially transformed during processing, the country of origin remains the same and goods are considered re-imports/ re-exports.

Table 4.1 Classification of transactions relating to the processing of goods abroad in IMTS, Rev. 2 and BPM6¹⁵

Case	IMTS, Rev. 2	BPM6/1993 SNA Rev.1	
	Whether or not substantially processed	Goods	Processing services
i	A: exports of X to B, then imports (or re-imports) of Y from B B: imports of X from A, then exports (or re-exports) of Y to A	A and B: no flow of goods as goods remain the property of sending country (A)	
ii	A: exports of X to B B: imports of X from A	A: exports of Y to B B: imports of Y from A (including processing fee)	A: imports from B B: exports to A
iii	A: exports of X to C B: imports of X from A, the exports (or re-exports) of Y to C C: imports of Y from B (or from A in the case of re-exports)	A: exports of Y to C (including processing fee) C: imports of Y from A (including processing fee)	

¹⁴ From here onwards the 1993 SNA, Rev1 is implied as well when making reference to the concepts of BPM6, since both have been harmonized as much as possible in their latest versions.

¹⁵ The BPM/SNA revision refers to case (i) only. Under previous guidelines, gross flows of goods moving from the sender's country (the client for the processing service) and returning to it needed to be identified separately for recording in a dedicated item, and recording a service transaction was not required.

4.7. As mentioned, in each of the cases (i) to (iii) a processing *service* is recorded as an import of country A (export of B) in BPM6 and only the finished goods (Y) are part of a trade in goods transaction in cases (ii) and (iii).

4.8. IMTS, Rev.2 records imports and exports in relation to the physical movement of the goods across borders, recording re-exports/ re-imports only in cases where there has not been any substantial transformation of the goods.

4.9. In case (i), goods move out of the country of economic ownership A and return to it again. While these flows will no longer be recorded in the goods account of BPM6, they are still recorded in IMTS. Actually, these "gross flows" will be recorded in the BPM6 services part as additional information.

CUSTOMS PROCEDURES RELEVANT FOR RECORDING OF GOODS FOR PROCESSING

4.10. The basic source of trade in goods statistics are the customs declarations, which are usually compiled into IMTS data by the national statistical offices (which may use other data sources to complete the full set of IMTS data). BOP statisticians, thereupon, use IMTS data to derive the goods components of the Current Account. Given the stricter application of the change of ownership principle in BPM6, statistics in addition to current IMTS data will be necessary to identify change in ownership in the goods transactions.

4.11. Given that a customs declaration is still the basic instrument for recording of international trade transactions, customs procedures should be further analyzed for their suitability of identifying those involving goods for processing. The relevant customs procedures are:

- (a) Free zones (see Chapter 2, para 2.31 – 2.34), both industrial and commercial free zones
- (b) Inward processing and outward processing (see Chapter 2, para 2.35 – 2.39 and 2.48 – 2.51)
- (c) Processing for home use (see Chapter 2, para 2.40 – 2.41)

4.12. The procedures for inward and outward processing (see annex for details) appear particularly suited for the recording of goods for processing but might be providing only an incomplete picture:

- (a) Under inward or outward processing procedure certain goods can be brought into a customs territory conditionally relieved from payment of import duties and taxes; such goods must be intended for re-exportation within a specific period after having undergone the specified processing; processing may involve use of goods of national origin or previously imported. It should be noted that compensating products can be re-declared for exportation to any third country or for home use (Kyoto Convention, annex E.6).
- (b) Goods for processing and the resulting products can enter or exit a country under the specially designed customs procedure called "inward processing" or "outward processing" or under the regular customs procedures of "clearance for home use" or

“outright exportation” depending on practical considerations of the parties involved. In these cases there will be no separate identification and they will be treated as any regular imports and exports

- (c) If a country applies a strict definition of the special system and excludes industrial free zones then movements of goods for processing and goods after processing will not be captured.

4.13. The “Drawback” procedure (see Chapter 2, para 2.52 – 2.55) could be useful in cases where goods were temporarily imported (for processing) and full duties were paid at entry (clearance for home use). Under the “Drawback” procedure the importer reclaims the duties paid because the (processed) goods were exported again (certain conditions apply).

EXAMPLES OF MEASURING GOODS FOR PROCESSING

4.14. **Example 1: A company in Country A exports automotive parts for assembly by an affiliate in Country B. Finished vehicles are shipped back from B to A. Ownership of goods remains with the company in A for the entire process**

Data Source (A) – Customs declaration at the border of Country A.

Part A.1 (Before processing) Customs A records exports of automotive parts under the outward processing customs procedure. There should be an indication on the form for the approximate date of return. The declaration form should also have the company of country A as the company liable for customs obligations.

Part A.2 (After processing) Customs A records imports of vehicles as a regular import. The company of A will request duty exemption on the basis of the previously declared outward processing form.

Data Source (B) – Customs declaration at the border of country B

Part B.1 (Before processing) Country B registers imports of automotive parts under the inward processing customs procedure. Again the company of A would be recorded as the liable party.

Part B.2 (After processing) Country B registers exports of vehicles after inward processing. Officially, the company of A should be the company on record.

Data Source (C) – Enterprise Surveys by the Statistical Authority of A

Enterprises involved in outward processing need to be identified. If companies can be identified on customs declarations, companies requesting outward processing procedure could be selected for survey

Data Source (D) – Enterprise Surveys by the Statistical Authority of B

Enterprises involved in inward processing need to be identified. If companies can be identified on customs declarations, companies requesting inward processing procedure could be selected for survey.

4.15. It would be helpful if BOP and trade statistics compilers in cooperation with customs authorities undertake pilot surveys to assess companies’ practices with respect to the declaration

of goods for processing and the suitability of actual customs records to identify them. The second important issue for data compilers is the ability of Customs administrations to link outgoing and incoming declarations containing information on goods sent for outward processing and returning compensating products as recommended by the Kyoto convention.

4.16. On the importing side (country B) in the above example, the customs declarations could properly record goods for inward processing, especially if there is a tax incentive to do so. For countries engaged in bilateral or multi-lateral agreements where such tax incentives are diminishing, it may be necessary to conduct a survey to find out if the inward processing procedure is still used by the traders. According to the Kyoto convention compensating products subsequently exported should be linked to the goods originally imported for inward processing. Data compilers should find out from customs how the link between those declarations is established in practice.

4.17. Whereas BOP compilers may be requesting additional information on change of ownership, verifying ownership of the traded goods may be difficult. For instance, national legislation may require the foreign company to register a resident company as representative in the transactions which might assume ownership of the goods. Data compilers should be aware of such requirements and practices.

4.18. To adequately conduct enterprise surveys on outward processing, companies sending goods for processing need to be separately identified. Further, these companies should be asked to provide information about the processing service they purchased from abroad.

4.19. For inward processing, a survey on enterprises that provide processing services should be conducted. The enterprises need to be identified and should be requested to give details on imported and exported products and the processing fees.

4.20. In conclusion, four different data sources spread over two countries are involved in case (i) described above. Bilateral cooperation and sharing of data sources would be helpful, but national legislation may prove a serious obstacle for such cooperation.

4.21. **Example 2: A company of country A exports automotive parts for assembly by an affiliate in country B. Finished vehicles enter the country B. Ownership of goods only changes after the finished goods are sold.**

Data Source (A) – Customs declaration at Country A.

Part A.1 (Before processing) Similar to Case i, Customs A records exports of automotive parts under the outward processing customs procedure with indication for the approximate date of return. The declaration form should also have company of country A as the company liable for customs obligations.

Part A.2 (After processing) At best, company of country A will be requested to file a customs form to terminate the outward processing.

Data Source (B) – Customs declaration at border of Country B

Part B.1 (Before processing) Customs B records imports of automotive parts under the inward processing customs procedure. The company of A would be recorded as the responsible company.

Part B.2 (After processing) Customs B records an entry record for goods coming into the domestic economy. This declaration terminates the inward processing procedure and the buyer would need to pay import duty, if applicable. The company of A would still be the exporting company and a domestic company or individual would be the importer.

4.22. The same compilation issues which were explained as in the previous example apply. It will be almost impossible for the country sending the goods for processing to connect its export declaration to the subsequent exportation of the finished goods to a third country.

4.23. For the country receiving goods for inward processing more information will potentially be available, and as stated previously, it may prove possible to link the imports of the finished products into the domestic economy with the original imports declaration of the goods for inward processing. In the same sense it could be possible to link the exports of the finished goods to a third country with the original imports declaration.

PRACTICE IN CHINA¹⁶

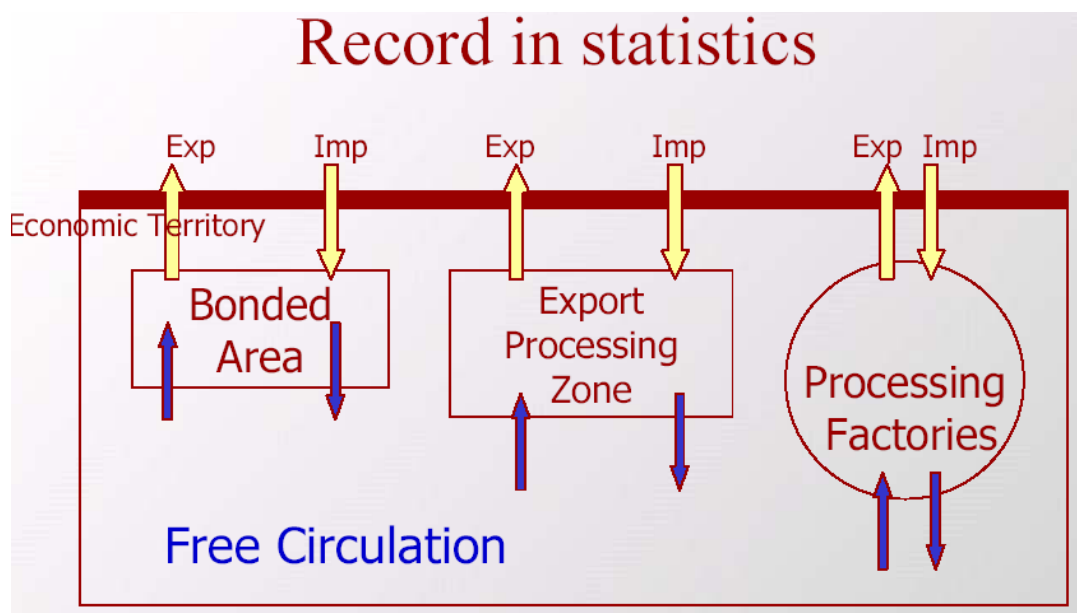
4.24. The Customs procedure under which certain goods can be brought into China Customs territory for manufacturing or processing with subsequent exportation can be classified into two types, namely Type I (Customs Regime 14), where the imported goods remain the property of the foreign supplier and Type II (Customs Regime 15), where the ownership of imported goods are transferred to Chinese producers, more commonly known as Foreign Investment Enterprises.

4.25. China distinguishes three differently regulated processing zones or factories, namely (1) Export processing zones, (2) Processing factories, and (3) Bonded areas. Enterprises need to apply for a processing qualification certificate from the local administration agency of commerce for these zones. Each processing contract needs approval from the local administration agency and will contain restrictions on procedures and products. The contract is valid for a period of 1 to 2 years.

4.26. Goods entering these zones or factories are exempted from import duties. There are imports and exports of goods from abroad into those zones and then there are imports and exports of goods in and out of those zones from China itself (see the illustration below). All of those flows need to be accounted for to get a complete picture of “goods for processing”. While giving these companies certain privileges, China Customs asks in return to have full access to their accounting books.

¹⁶ This example is based on presentations given by the Statistics Department of the General Customs Administration of the People’s Republic of China at a UNSD/ESCAP workshop on IMTS in Bangkok, Thailand, December 2006 (see http://unstats.un.org/unsd/trade/workshops_imts.htm) and at the first meeting of the UN Expert Group on IMTS in New York, December 2007 (see http://unstats.un.org/unsd/trade/EG-IMTS/EG-IMTS_cs.htm).

Figure 4.1 Trade of goods in and out of processing areas in China



4.27. China Customs keeps so-called accounting books for all enterprises in the export processing zones and (to a lesser extent) for each of the other processing factories. More than 70% of all inward processing enterprises are located in these processing zones. Such accounting books enable Customs to (1) identify ownership of the goods entering the production process, (2) where the goods originated from and (3) where the processed goods are departing to.

4.28. Chinese authorities are looking into simplification of the administration by:

- Eliminating the need for approval by commerce agency of each contract in bonded areas and export processing zones
- Creating a network control system at Customs
- Pre-classification of goods for inward processing
- Controlling and validating transfer fees for large enterprises periodically (every half year) instead of for each contract

PRACTICE IN MEXICO¹⁷

4.29. The Maquiladora industry in Mexico consists of enterprises that with the authorization of the Secretariat of Economy temporarily import goods for manufacturing, assembly or repair with the intention of subsequent exports. These enterprises are exempt of the payments of duties and taxes if their finished products are sold abroad.

¹⁷This example is based on a presentation given by the national statistical office of Mexico (INEGI) at the first meeting of the UN Expert Group on IMTS in New York, December 2007 (see http://unstats.un.org/unsd/trade/EG-IMTS/EG-IMTS_cs.htm).

Regulations

4.30. The regulation of this industry began in the middle of the 1960s with the purpose of promoting foreign direct investment, developing the manufacturing industry and creating employment. From the beginning there was a strict control on the activities of these enterprises and a special interest of the Mexican Government for the measurement of the impact of this industry. The control was defined by:

- Customs Law
- Foreign Trade Law
- Operation Rules for foreign trade transactions
- Specific Decrees for the regulation of economic activities oriented to the exports of goods

This regulation follows the Kyoto Convention with some national specifications.

4.31. When an enterprise gets admitted to this Maquiladora Program (authorized by the Mexican Government) there is no restriction as to where it can establish itself. Therefore, these enterprises are spread across the country with the majority of them located in the north of Mexico taking advantage on the vicinity of the United States. Moreover, these enterprises are not only situated in the free trade zones.

4.32. Depending on the economic activity of the enterprise and the request made by it, the Mexican authorities determine which goods (in terms of their Harmonized System (HS) codes) can be imported and exported. Any change in the registered and approved items must be notified to the authorities for re-approval under new HS codes.

4.33. There is a link between the temporary imports and subsequent exports under the inward processing customs procedure. Specific customs records for Maquiladora transactions allow tracing information on the goods temporary imported and the corresponding manufactured, assembled or repaired goods at export. It is important to note that goods produced by the Maquiladora industry can leave Mexico without any restriction to their destination. If a Maquiladora enterprise sells part of its production to the domestic market, it has to pay duties and taxes and declare the transaction at customs under a special procedure (“clearance for sale in the domestic market”).

4.34. Processing in the Maquiladora industry leads in most cases to a substantial transformation of the imported goods. The transactions could show this by the change of HS codes of the imported and exported goods. Under the existing general rules of origin Mexico would then be recognized as the origin of these exports.

Measurement

4.35. Until 2006, all 3000 enterprises within the Maquiladora Program were monthly surveyed via the Internet by the National Statistical Office of Mexico (INEGI). It was mandatory for these enterprises to complete the questionnaire which asks mainly about employment and salaries, purchase and consumption of goods and services as well as value added of exports. This value

added of exports corresponds with the processing fee since it includes the wages and salaries, domestic expenses and profits. The 2006 statistics showed that the total value of processing fees was 24 billion USD and that this industry employed 1.2 million persons.

4.36. The production and analysis of IMTS in Mexico are done by a so-called Group on Foreign Trade Statistics consisting of the General Customs Administration, the Central Bank (Bank of Mexico), the Secretariat of Economy and INEGI. INEGI heads the activities and takes decisions regarding the treatment of the available information. Since 1991, Mexico includes the goods traded by the Maquiladora industry valued on a gross basis. Exports include the value of the goods temporarily imported for manufacturing or assembly plus the processing fee. Goods for repair are excluded from the merchandise trade statistics.

4.37. In Mexico it is assumed that all goods temporarily imported by the Maquiladora industry are owned by non-residents and that in terms of the new BPM6 this industry is therefore delivering *manufacturing services on inputs owned by others*. For BPM6 purposes change of ownership will only be recognized (and an import recorded) when the enterprise pays duties and taxes on the imported goods to export the finished products to the domestic market. As mentioned these transactions are identified by specific customs records.

SOME CONCLUSIONS

4.38. The China example shows that in cases of goods for processing not all inputs have to originate from the client's country. The client may provide only a part of the necessary input, while the processing enterprise would need to procure the rest by its own means. Even if the client provides all the necessary input, they do not necessarily originate from its own economy. The client might order these goods from various countries abroad and have them shipped directly to the country of processing. While between the client and the processing enterprise the only transaction is the supply of a service, the actual movement of goods can be more complicated.

4.39. Calculation of service fees in cases where goods are returned after processing [case (i)] is the same in BPM6 as was already recommended in cases where goods are eventually sold to residents of the processing country (case (ii)) or sold to a third country (case (iii)). However, deriving the service charge as the net of gross *goods for processing* flows can be problematic, because:

- (a) matching of goods for processing and their resulting products when they enter and exit the processing country can be difficult or impossible; and
- (b) between the time of its import and the time of its export, goods might undergo significant value changes independent from the processing fee (mostly due to mark-up value of the finished product).

4.40. The above examples show problems related to the measurement of transactions of "Goods for processing". The inward and outward processing procedures described in the Revised Kyoto Convention may be helpful to identify at least part of these transactions. In addition, the

compiling economy may want to conduct enterprise surveys. Finally, country practices – such as the examples of China and Mexico – show additional possibilities for obtaining information.

4.41. With respect to rules of origin and definition of “goods in the same state” IMTS, Rev.2 recommends that countries follow provisions of the Kyoto convention and develop more detailed national guidelines on their basis.

4.42. **In practice goods for processing are not always easy to distinguish from goods for repair, the statistical treatment of which is described in Section B.**

B. Goods for repair

4.43. IMTS, Rev.2 recommends that goods undergoing repair should be excluded from trade statistics, but recorded separately for the use in national accounts and balance of payments. For these concerns goods for repair should be valued at the value of the repair only, that is, the fees paid or received, for the cost of repair (net basis).

4.44. As mentioned before, the BPM5 (and 1993 SNA) distinguishes repairs of investment goods and other goods, the first being recorded in BPM5 under general merchandise, the latter being recorded under services.¹⁸ In the new BPM6, all goods sent for repair will be included in trade of services. The transactions involving repairs of investment goods will be recorded as "Repairs and maintenance on moveable goods" under services and the fees paid should be recorded as the value of repair. Construction, computer or maintenance performed in ports and airports on transportation equipment are included under the respective services categories.

DEFINITION OF REPAIR TRANSACTIONS: EU EXPERIENCE

4.45. The EU excludes repairs from trade statistics between Member States since 2005 and as from January 2006 also from trade statistics with non Member countries. A more detailed definition of repair transactions is provided in the EU legislation on external trade statistics which is as follows: “A repair action entails the restoration of goods to their original function or condition. The objective of the operation is simply to maintain the goods in working order; this may involve some rebuilding, replacement or enhancements but does not change the nature of the goods in any way.”

4.46. In practice, however, it might be often not easy to determine whether a repair transaction is carried out. In particular the boundary to processing activities could be blurred. Processing under contract covers operations such as transformation, construction, assembly enhancement, renovation, modification and conversion with the objective of producing a new or significantly improved item. This does not necessarily involve a change in the product classification.

4.47. When distinguishing processing and repair transactions it is recommended to apply the conceptual approach aligned to the definitions of processing and repair with a view to grasp the real intention of the transaction in question. Any standardized allocation rules linked for example

¹⁸ BPM5, para 200

to the value of the processing or repair (e.g. below or above a certain percentage of the value of the goods) or to the change in the commodity classification (e.g. processing needs a change in the product classification; repair will stay with the same commodity code) is not sufficient to determine the border cases.

4.48. It might be useful to set up a list of examples of transactions which are borderline processing and repair. Although the allocation of these transactions will not always prove satisfactory from a conceptual point of view it might at least facilitate harmonized and transparent resolutions over time and reconciliation with data from other countries. A list of examples is given in the next paragraph.

4.49. Processing activities (included in trade statistics on a gross value basis):

- (a) Assembly/reconstruction of goods after delivery;
- (b) Conservation, e.g. by the addition of preservatives;
- (c) Treatment e.g. against parasites or rust;
- (d) Mixing goods of different qualities in order to produce goods of a new quality;
- (e) Labeling of goods and providing the labels as part of a sale transaction. If not, labeling is a service;
- (f) Bottling of liquid, e.g. wine from barrels;
- (g) Canning of goods e.g. tinned food;
- (h) Making up of textiles into products, e.g. clothing, handbags, curtains;
- (i) Dilution or concentration of liquids, e.g. orange juice;

4.50. Repair transactions (excluded from trade statistics however, recoded separately on a net value basis):

- (a) The pure replacement of part of an item indicates that a repair transaction might have been carried out. On the other hand, if it results in an improved item, it is a process;
- (b) Repair of damage to goods incurred during transport;
- (c) Re-painting should be excluded as repair/maintenance. However, the painting of an unpainted good should be treated as processing.
- (d) For aircraft, technical maintenance activities which are carried out due to legal requirements (e.g. controls, mandatory periodic replacements);
- (e) Testing adjusting, regulating or certifications of goods (aircraft, machines, apparatus, vehicles);
- (f) Simple ironing, washing, cleaning, drying operations;
- (g) Simple packaging operations;
- (h) Simple sorting, sifting, weighing, dividing and filtering of goods;

4.51. The lists above are far from comprehensive. They reflect the current output of the EU expert group on methods of trade statistics.

4.52. It should be mentioned that spare parts and replacement parts which were incorporated in the goods under repair are as well exempted from recording for trade statistics. However, the

exemption concerns of course only the parts after integration into the goods. Any trade with spare parts has to be recorded.

4.53. There are proposals that Customs have to make arrangements for separate identification of goods imported for repair and exported after repair. This can be done by introducing a specific custom procedures code (or a sub-heading to existing codes) for repair. Yet, customs procedures are in general linked to procedures which have an economic (fiscal or customs) impact. Nevertheless, it should be tried to implement specific procedure codes purely for statistical purposes under the condition that the customs procedures will not become too overloaded and complex.

4.54. Within the EU another promising approach is to identify repair transactions by an additional 'box' on the customs declaration which collects the 'Nature of transaction' purely for statistical purposes. The coding of the transactions could serve as well to determine the different characteristics (purchase/sale, work under contract, etc.) which are deemed to be useful in distinguishing one transaction from another for Balance of Payments or National Accounts purposes. For EU trade statistics a two-digit coding system is given for the 'Nature of transaction' (Member States provide for Intra-Community statistics at least a one-digit code, for Extra-Community trade the collection is still optional).

4.55. The main nature of transaction categories are as follows:

- (a) Transfer of ownership against compensation
- (b) Operations with a view to processing or following processing under contract
- (c) Goods under repair
- (d) Codes for national purposes
- (e) Other transactions

C. Re-exports

4.56. There is increasing interest in statistics of re-exports in view of policy and analytical needs to better understand the economic content of international flows of goods. Re-exports are exports of goods of which the origin did not change while in the country of export. IMTS, Rev.2 recommends that re-exports are to be included in the country's exports. Re-exports are also recommended to be recorded separately for analytical purposes, which may require the use of supplementary sources of information in order to determine that the goods in question are indeed re-exports rather than the export of goods that have acquired domestic origin through processing.

4.57. With respect to rules of origin and definition of "goods in the same state" IMTS, Rev.2 recommends that countries follow provisions of the Kyoto convention and develop more detailed national guidelines on their basis. Rules to determine what the origin of a good is are specifically important for trade negotiations. The Revised Kyoto convention (see Chapter 2) has a section on "Rules of Origin". These rules are broadly followed by many countries, but they are not accepted as a standard.

RULES OF ORIGIN

4.58. The country of origin of a good (for imports) is determined by rules of origin established by each country. Generally, rules of origin consist of two basic criteria:

- (a) The criterion of goods “wholly produced” (obtained) in a given country, where only one country enters into consideration in attributing origin;
- (b) The criterion of “substantial transformation”, where two or more countries have taken part in the production of the goods.

4.59. “*Wholly produced*”. Goods produced wholly in a given country shall be taken as originating in that country. According to the Revised Kyoto convention, the following only shall be taken to be produced wholly in a given country:

- (a) mineral products extracted from its soil, from its territorial waters or from its seabed;
- (b) vegetable products harvested or gathered in that country;
- (c) live animals born and raised in that country;
- (d) products obtained from live animals in that country;
- (e) products obtained from hunting or fishing conducted in that country;
- (f) products obtained by maritime fishing and other products taken from the sea by a vessel of that country;
- (g) products obtained aboard a factory ship of that country solely from products of the kind covered by paragraph (f) above;
- (h) products extracted from marine soil or subsoil outside that country's territorial waters, provided that the country has sole rights to work that soil or subsoil;
- (i) scrap and waste from manufacturing and processing operations, and used articles, collected in that country and fit only for the recovery of raw materials;
- (j) goods produced in that country solely from the products referred to in paragraphs (a) to (i) above.

4.60. *Substantial transformation*. The term 'substantial transformation criterion' means the criterion according to which origin is determined by regarding as the country of origin the country in which the last substantial manufacturing or processing, deemed sufficient to give the commodity its essential character, has been carried out”. According to the Kyoto Convention, “In practice the substantial transformation criterion can be expressed:

- (i) “- by a rule requiring a change of tariff heading in a specified nomenclature with lists of exceptions, and/or
- (ii) “- by a list of manufacturing or processing operations which confer, or do not confer, upon the goods the origin of the country in which those operations were carried out, and/or

- (iii) “- by the ad valorem percentage rule, where either the percentage value of the materials utilized or the percentage of the value added reaches a specified level” (Kyoto Convention, annex D.1, note to standard 3)

4.61. Many shipments of goods are accompanied by a certificate of origin which may make it easier to obtain preferential treatment from customs at the port of imports (where applicable). These certificates are issued by a governmental agency of the exporting country (usually an office other than customs). The Customs administration of the importing country usually accepts this certificate of origin, but it is not obliged to do so.

4.62. The approaches taken by the Netherlands and New Zealand are briefly described below as examples.

PRACTICE IN THE NETHERLANDS

4.63. Statistics Netherlands¹⁹ undertook a study in 2005 to measure the significance of re-exports as part of its exports. It defined a good as re-exported, if it was first imported and subsequently no change in the 6-digit Harmonized System product-code had occurred when exported. This definition is relatively unambiguous and it opens a possible way to measure the re-exports without the explicit use of any other source of information. This is important as it does not increase the administrative burden for companies.

4.64. Results of this study showed that in the Netherlands the share of re-exports is more than 40 percent of the total merchandise exports. They show further that about half of the re-exports consists of machinery and transport equipment. Especially exported computers, computer parts and consumer electronics are mostly foreign made. Medical and optical instruments and clothing also show a considerable re-export. According to preliminary results about half of the re-exports of the Netherlands originate from European countries. That is far less than the imports for domestic use. They originate for almost three-quarter from other European countries. Especially imports from Southeast Asia and the United States are often meant for re-export. On the outgoing side only about 13 percent of the re-export has a country outside Europe as destination. As a comparison, the share of the domestic exports to those countries is twice as high.

PRACTICE IN NEW ZEALAND

4.65. Statistics New Zealand²⁰ defines re-exports as exports of goods that were earlier imported and contain less than 50 percent New Zealand content by value. In other words, New Zealand has adopted a value added based assessment to determine if a “transformation” of a good is “substantial”. The “50 percent New Zealand content by value” is a simplified definition, referring to the exact rules of origin in the Customs and Excise Regulations that govern whether a good is of domestic or foreign origin.

¹⁹ The information in this section was obtained from a presentation given by Statistics Netherlands at the 2006 OECD ITS Expert meeting in Paris.

²⁰ The information is taken from a presentation given by Statistics New Zealand at a UNSD-ESCAP workshop on IMTS in Bangkok, Thailand, December 2006 (for details see http://unstats.un.org/unsd/trade/workshops_imts.htm)

4.66. The 50 percent rule is based on a ratio of Qualifying Expenditure (QE)/ Factory Cost (FC), where QE = Domestic expenditure on materials, labor and overhead; and FC = Total expenditure on materials, labor and overhead. Total expenditure on materials includes the purchase price, overseas freight and insurance, port and clearance charges and inward transport to store, but excludes all duties and taxes.

4.67. *Identification of re-exports.* Since 1 March 2004, a customs export entry must be lodged electronically prior to goods being loaded for export. All customs export entries must state the 'country of origin' of the good being exported. Where goods in an entry are classified in the same tariff item but have a different country of origin, they must be recorded on a separate detail line. Customs NZ sends Statistics NZ an electronic file containing all customs entries and all applicable fields, which includes the 'country of origin' information.

4.68. *Compilation of re-exports statistics.* Trade statistics are compiled at the HS10 level. All imports and exports over \$1000 are included as separate records in the trade edit database, which retains the 'country of origin' information from the customs entry. Edit check on 'country of origin field' is performed. Each month all records in the edit database are copied to the output database. All exports records where the 'country of origin' is not 'New Zealand' are classified as 're-exports' and are included in both total exports and re-export figures. Statistics New Zealand is able to report re-exports by country of origin, detailed product and country of destinations. An example of an output table containing re-exports is given below.

4.69. The treatment by Statistics New Zealand relies heavily on exporters accurately interpreting the rules of origin of their exports, as well as accurately reporting the country of origin of their exports. Re-exports make up about 5% of New Zealand's exports and are separately identified in published trade statistics. It should be noted, however, that compilation of re-exports is facilitated by the fact that the statistical territory of New Zealand equals its customs territory and New Zealand does not have any industrial or commercial free zones.

D. Feasibility of Imports FOB

4.70. In international merchandise trade statistics (IMTS), exports are valued on free on board (FOB) basis and imports are valued inclusive of costs relating to transport and insurance from the border of the exporting country up to the border of the importing country (CIF). Within the Balance of Payments framework, both exports and imports of goods are valued FOB. While IMTS are used as the main source to compile the goods item of BOP, an adjustment is generally carried out by BOP compilers to convert goods imports from CIF to FOB basis, and reclassify costs relating to transport and insurance as costs of services.

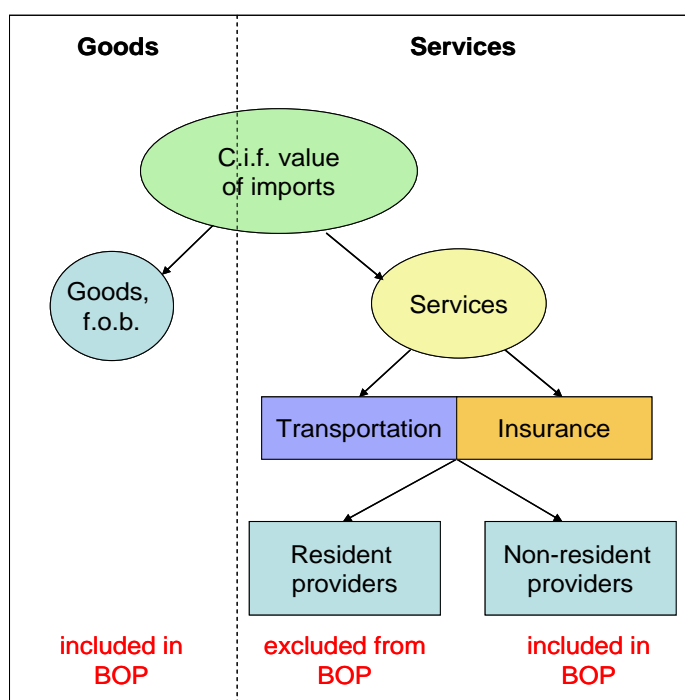
4.71. Some countries confirmed their ability to compile import statistics on FOB basis (see Chapter 1) and there is a growing interest in this data as it provides basis for a more thorough analysis of international flows of goods and services. This section provides a brief overview of conceptual and data collection issues as trade data compilers in other countries should be ready to provide assistance to BOP compilers or participate in production of imports FOB data series.

4.72. The CIF / FOB adjustment of imports has two crucial aspects:

- (a) splitting the cost of transportation and insurance services from CIF value of imported goods and re-valuation of these goods on FOB basis;
- (b) splitting the service cost between domestic (excluded from BOP) and international transactions (included in BOP).

4.73. These splits are illustrated in figure 4.2 below:

Figure 4.2 Illustration of decomposition of CIF value of imports



4.74. *Splitting of the CIF value of imported goods into FOB-valued imported goods and service costs.* Ideally, CIF to FOB adjustment for imports should be obtained for each transaction, or at a detailed commodity level. It should be noted, however, that the relationship of FOB to CIF prices varies according to factors such as the type of good, weight, scale (bulk or not), special needs (such as refrigeration or careful handling), mode of transport, and the distance traveled. Therefore, a number of options are used by BOP compilers to estimate and deduct from merchandise the part corresponding to freight transport and insurance services.

4.75. *Transportation and insurance of imports to be recorded in BOP.* As discussed above, the CIF to FOB adjustment does not concern only the valuation of imported goods and the respective assessment of transportation and insurance services. In reclassifying part of the CIF value to services, additional information needs to stem from the statistical convention that these costs are borne by the importer. Regardless of the effective contractual arrangements between the importer, the exporter, and the service providers, the importer is conventionally the consumer of transportation and insurance services provided beyond the border of the exporting economy. Whether these service transactions are to be recorded in BOP therefore depends on whether the

transportation and insurance companies are, or are not, resident in the same country as the importer. BOP compilers of the goods-importing country also need to estimate, within the total transportation and insurance service, which part has been supplied by resident companies (excluded from BOP) and which part by non-residents (recorded as service debits in BOP).

4.76. *Different options for the CIF to FOB adjustment of goods imports.* The IMF Balance of Payments Compilation Guide provides different options to measure goods, freight transportation, and insurance services associated with the CIF / FOB adjustment of imports which are of interest for trade statistics compilers who would like to explore a possibility of compiling imports on FOB basis. Table 4.2 below describes the recommended options.

Table 4.2 Methods for Estimating Freight and Insurance on Imports

<p>Option 1 <i>Extract data from IMTS.</i> In some countries IMTS contains both the FOB and CIF values for imports; therefore, the values of freight costs and insurance premiums can be directly taken from IMTS. Still some method is needed to identify freight costs and insurance premiums separately. When both valuations are not reported as a matter of course, it may be possible to analyze the supporting import documentation supplied to customs to obtain freight costs and insurance premiums. Such analysis could be achieved by means of a properly designed sample survey of the customs records. However, such approach may be sufficient for BOP purpose to get an adjustment at a macro level but be not realistic for conversion of the detailed trade data.</p>
<p>Option 2 <i>Collect, from importers, data on freight and insurance premiums paid on imports.</i> Data could be collected from importers through enterprise survey or an international transaction reporting system (ITRS). In an ITRS, the basic breakdown of freight and insurance costs could be collected on a supplementary basis, or the ITRS could be used as a basis for identifying certain importers who could then be approached on a sample or selective basis. Alternatively, enterprise surveys could be used to obtain across-the-board measures or selective data on commodities, modes of transport, and/or operators.</p>
<p>Option 3 <i>Collect freight data from resident operators and branch offices or agents of non-resident operators.</i> Through enterprise surveys, data could be collected from branch offices or agents of foreign transport operators on the value of freight and the value and volume of imports. These data could be categorized by type of cargo (containerized, bulk, etc.) or commodity carried, the country from which the goods were consigned, and the mode of transport. Unfortunately, agents for</p>

non-resident operators may not always have these data in respect of their principals. Therefore, although enterprise surveys represent a partial approach in some cases, they could be useful to identify freight for selected commodities and/or modes of transport.

Option 4 *Analyze trade flows, freights and insurance rates.*

Tables on the value (CIF or FOB) and volume of imports broken down by commodity, mode of transport, and country from which the goods were consigned could be derived from MTS. Freight and insurance rates could then be applied to these to derive freight costs and insurance premiums. Freight and insurance rates could come from several sources, including trade journals, any of the sources described elsewhere in this table, or surveys of industry prices. (These surveys could range from highly sophisticated surveys to small selective surveys.) In this option, some cells of data may be very accurate, but other cells may be less accurate. This is a good example of a data model approach.

Option 5 *Use a ratio approach.*

Some compilers may consider it unnecessary to measure freight and insurance accurately and may therefore apply somewhat arbitrary ratios to determine the value of freight and insurance on imports. For example, they may assume that freight is x percent of the value of imports and insurance premiums are y percent. To the extent that these ratios are inaccurate, there will be a misclassification of current account debits between imports and freight and insurance. This method of ratio estimation should be used sparingly. Most analysts would find accurate data on transport costs to be an advantage. By undertaking even a small survey of selected importers, the estimates would be greatly improved.

Option 6 *Extrapolate from residents' experience.*

Data on freight and insurance rates could be collected, through enterprise surveys or an ITRS, from resident transport operators and insurance companies. These data could be broken down by commodity, mode of transport, country of origin, etc. and used in conjunction with option 4, for example, to derive the amounts earned by non-residents.

PRACTICE IN BRAZIL²¹

4.77. In Brazil, all foreign trade operations are automated through the Integrated System of Foreign Trade (SISCOMEX), involving the three bodies responsible for Brazilian foreign trade: the Ministry of Finance, the Secretary of Foreign Trade and the Central Bank of Brazil, each with their own specific activities.

4.78. SISCOMEX determines the imports value on a FOB basis in the following way.

1. The importer accesses SISCOMEX and enters all business information, including INCOTERMS and value components of the transactions;
2. Internally, the system evaluates the information provided and converts, systematically, all INCOTERMS to the value of the goods at the place of imports, equivalent to the FOB value;
3. If a declaration of import contains more than one commodity, the system makes the distribution of additional costs in accordance with the INCOTERMS used. If you have only one commodity, no further breakdown of costs is necessary; for multiple items, the distribution of freight is made in proportion to the net weight of each commodity and the distribution of the insurance is made in proportion to their value.

4.79. The example below shows a declaration of imports valued at CIF (Cost, Insurance and Freight) including 5 commodities with different values and weights. The Freight and Insurance are only available for the whole shipment and need to be broken down by commodity. As mentioned, Freight is broken down in proportion to the weight and Insurance in proportion to the value. Value FOB is thereafter a simple subtraction of Freight and Insurance from Value CIF.

Commodity	Value CIF	Weight	Freight	Insurance	Value FOB
A	1000	7000	700*	100*	200*
B	2000	200	20*	200*	1780*
C	3000	1300	130*	300*	2570*
D	2000	1300	130*	200*	1670*
E	2000	200	20*	200*	1780*
Total	10000	10000	1000	1000	8000

* Data are estimated

²¹ Information in this section is based on a presentation by the Ministry of Development of Brazil given at the first meeting of the UN Expert Group on IMTS in New York, December 2007 (see http://unstats.un.org/unsd/trade/EG-IMTS/EG-IMTS_cs.htm)

Chapter 5 The relationship between trade on IMTS, Rev.2 and BPM6 basis

5.1. IMTS, Rev.2 recommends recording all goods which add to or subtract from the stock of material resources of a country by entering (imports) or leaving (exports) its economic territory. This definition is different from the underlying concept in the 1993 System of National Accounts (1993 SNA) and BPM5 for determining the coverage and timing of international transactions in goods. The revised versions of SNA (SNA93, Rev.1) and BPM (BPM6) retain the principle of change of ownership in resident/non-resident transactions and expand application of this principle to ensure even stricter conceptual coherence between goods component in balance of payments and the corresponding financial recordings in other parts of SNA and BOP statistics.

5.2. The Goods Account of BPM5 has five main components, namely General merchandise, Goods for processing, Repairs on goods, Goods procured in ports by carriers and Non-monetary gold. The draft of the forthcoming sixth edition (BPM6) has three main entries: “General Merchandise on a balance of payments basis” with sub-category “*Of which: re-exports*”, “Net exports of goods under merchanting” and “Non-monetary gold”. The largest component in both cases is General merchandise. The compilation of this component is in almost all countries based on IMTS data compiled based on IMTS, Rev.2. However, imports and exports of General merchandise in BPM5 and BPM6 are intended to cover goods that change ownership between resident and non-resident (see BPM5, paragraph 184 and draft BPM6, paragraph 10.13). Due to this conceptual difference BOP compilers need to make certain adjustments to IMTS data for the production of the General merchandise BOP component.

5.3. The IMTS compilers should be aware of these amendments and take them into consideration while reviewing and improving their data collection procedures.

A. Bridge Table between IMTS and BPM6

5.4. The following paragraphs explain in detail the conceptual differences between IMTS, Rev.2 and BPM6 regarding among others coverage, valuation and time of recording. These differences constitute the entries of an IMTS/BOP bridge table (see below Table 5.1, which is comparable to Table 10.2 of BPM6). Differences between IMTS, Rev.2 and the current BPM5 are generally the same as those between IMTS, Rev.2 and BPM6. Where this is not the case this difference is made explicit.

Table 5.1 Reconciliation between IMTS and General Merchandise on a BOP Basis

	Exports	Imports
Merchandise trade statistics as provided in data source		
Adjustments, as relevant:		
For example		
- <i>CIF/FOB adjustment</i>		
- <i>Goods for processing without change of ownership</i>		
- <i>Goods imported for projects by nonresident construction enterprises</i>		
- <i>Returned goods</i>		
- <i>Migrants' effects</i>		
- <i>Inventories of goods held abroad (at time of dispatching abroad)</i>		
- <i>Computer software and audiovisual products (non-customized with periodic license for use)</i>		
- <i>Goods lost or destroyed before change of ownership</i>		
+ <i>Goods lost or destroyed after change of ownership</i>		
+ <i>Goods entering/leaving territory illegally</i>		
+ <i>Goods procured or supplied in ports by carriers</i>		
+ <i>Inventories of goods held abroad (at time of sale)</i>		
+ <i>Fish catch, minerals from the seabed and salvage sold from resident-operated vessels in foreign ports or from resident-operated vessels on the high seas to foreign vessels</i>		
+ <i>Equipment that changes ownership while outside the territory of owner</i>		
General merchandise on a BOP basis		

DIFFERENCES IN COVERAGE: ITEMS TO BE ADDED TO IMTS FOR BOP PURPOSES

5.5. The following items are not included in IMTS, but are included in General merchandise BOP. They therefore need to be added to IMTS to arrive at exports and imports according to BPM6.

5.6. *Fish catch, minerals from the seabed and salvage sold from national vessels in foreign ports or from national vessels on the high seas to foreign vessels (BPM6, paragraph 10.17(e))* These items are for practical reasons not included in IMTS exports (as they do not pass through national customs), but it is recommended that these items are recorded separately for national accounts and balance of payments purposes (IMTS, Rev. 2, paragraph 58). To obtain such supplementary data a survey could be done on a representative sample of shipping companies engaged in fishery. Please note that the reverse transactions are included in imports (IMTS, Rev. 2, paragraph 38).

5.7. *Bunkers, stores, ballast and dunnage (BPM6, paragraph 10.17(d))* This concerns items that are either (a) acquired by national vessels or aircraft (in BPM6 terminology called mobile equipment operators in ports) outside the economic territory of a country or (b) supplied by national vessels or aircraft to foreign vessels or aircraft outside the economic territory of a country or landed in foreign ports from national vessels or aircraft. For IMTS it is recommended that these items are to be excluded from IMTS but recorded separately for national accounts and balance of payments purposes (IMTS, Rev. 2, paragraph 59). To obtain such supplementary data a survey could be done on a representative sample of airlines and shipping companies requesting data on bunkers, stores, ballast and dunnage. Please note that such transactions taking place inside the economic territory of a country are included in IMTS exports and imports (IMTS, Rev. 2, paragraph 39).

5.8. *Equipment that changes ownership while outside the country of residence of its original owner (BPM6, paragraph 10.17(h))* This refers to equipment which is initially sent for temporary use and for a specific purpose - such as for construction work, fire-fighting, offshore drilling or disaster relief - from one country to another, but which changes ownership as a result of subsequent gift or sale to a resident of that country. Such cases are recommended to be excluded from IMTS, but are required to be included in General merchandise BOP (IMTS, Rev. 2, paragraph 57). This case should be distinguished from sale or acquisition of aircraft or ships, which are included in IMTS (see IMTS, Rev.2, paragraph 36), and from large equipment under financial lease, which are also included in IMTS (see IMTS, Rev.2, paragraph 35).

5.9. *Goods entering or leaving a country illegally (BPM6, paragraph 10.17(i))* This includes, for example, smuggling, trade in stolen vehicles and shipments of narcotic substances, the use or possession of which is illegal in one or both of the compiling countries (IMTS, Rev. 2, paragraph 62). These items are not included in the trade data. Nevertheless, for IMTS it is recommended that these items are to be recorded separately for national accounts and balance of payments purposes, if customs is allowed to make records on the capture of these goods available.

5.10. *Goods lost or destroyed after leaving the economic territory of the exporting country and after ownership has been acquired by the importer but before entering the economic territory of the intended importing country (BPM6, paragraph 10.17(i))* For IMTS it is recommended that these goods are to be included in the exports of the exporting country but excluded from the imports of the intended importing country and recorded separately for national accounts and balance of payments (IMTS, Rev. 2, paragraph 52 and 63). For BPM6 these goods have to be included in both imports and exports. This means that an import transaction needs to be added to the country of residence of the buyer for General Merchandise BOP.

5.11. These transactions mentioned above are excluded from IMTS. It is recommended that to the extent possible IMTS compilers record these transactions separately so BOP compilers can add these to IMTS to arrive at General merchandise BOP. These additions are the same for BPM5 and the draft BPM6.

DIFFERENCES IN COVERAGE: ITEMS TO BE SUBTRACTED FROM IMTS

5.12. The following items are to be subtracted from IMTS to arrive at General Merchandise BOP.

5.13. *Goods lost or destroyed after leaving the economic territory of the exporting country but before ownership has been acquired by the importer and before entering the economic territory of the intended importing country (BPM6, paragraph 10.17(i))* For IMTS it is recommended that these goods are to be included in the exports of the exporting country but excluded from the imports of the intended importing country and recorded separately for national accounts and balance of payments (IMTS, Rev. 2, paragraph 52 and 63). For BPM6 these goods have to be excluded from exports and imports, which implies a subtraction of the export transaction for General merchandise BOP.

5.14. *Goods lost or destroyed after leaving the economic territory of the exporting country and after entering the economic territory of the intended importing country but before ownership has been acquired by the importer (BPM6, paragraph 10.17(i))* For IMTS it is recommended that these goods are to be included in both exports of the exporting country and imports of the importing country. For BPM6 these goods have to be subtracted both from exports and from imports since no transaction took place in terms of balance of payments.

5.15. *Returned goods (BPM6, paragraph 10.20(h))* For IMTS it is recommended that if an exported good is subsequently returned, it should be included as an import at the time when it is returned. Similarly, goods imported and subsequently returned should be included as exports, also at the time they are returned. For national accounts and balance of payments purposes these goods are to be recorded separately (IMTS, Rev. 2, paragraph 30). Yet, in principle, for BPM6 not only the (re-imported) returned goods but also the original export transaction have to be excluded from IMTS as no change of ownership has taken place.

5.16. *Migrants' effects (BPM6, paragraph 10.20(b))* For IMTS migrants' effects which are economically important are to be included (IMTS, Rev. 2, paragraph 30). While BPM5 had recommended the inclusion of migrants' effects, the draft BPM6 now recommends their exclusion as there is no change of ownership for these goods.

5.17. *Goods imported for projects by nonresident construction enterprises (BPM6, paragraph 10.23 (d))* The BPM6 includes these goods in construction services and, therefore, excludes them from General merchandise BOP. For IMTS these goods are regular imports and exports which add or subtract to the material stock of resources (IMTS, Rev. 2, paragraph 14). To obtain such supplementary data a survey could be done on a representative sample of nonresident construction companies which are temporarily engaged in projects in the compiling economy.

5.18. For an array of transactions the draft BPM6 now requires – in contrast to BPM5 – the exclusion of goods transactions from exports or imports if no change of ownership takes place. This approach in BPM6 is a more strict application of the change of ownership principle, in line with the updated 1993 SNA. These transactions are shown below.

5.19. *Goods for processing* are goods sent abroad or brought into a country for processing, including processing under contract. Examples are oil refining, metal processing, vehicle assembly and clothing manufacture. These goods and goods resulting from such processing should be recorded as imports and exports of the respective countries (IMTS, Rev. 2, paragraph 28). In BPM6 goods for processing are described as goods for assembly (excluding assembly of prefabricated constructions, which are included under constructions services), packing, labeling, or processing by an entity that does not own the goods concerned. (Both inward and outward movements of such goods). Since there is no change of ownership, these transactions (which are included in IMTS) are not included in General merchandise BOP. Instead the value of processing is included in international transactions of services under the BOP component of “manufacturing services on physical inputs owned by others”. However, identification of the relevant transactions is complicated. In addition valuation of transactions in goods is not the same as that of transactions in services. For a more complete treatment of this issue the reader is referred to chapter 4.

5.20. *Goods held as inventories abroad (BPM6, paragraph 10.17(g))* A buffer stock organization is one that maintains a stock of certain commodities and sells or buys them in order to influence supply and demand on the world market. Goods that are shipped from a compiling country to a buffer stock organization located in the economic territory of another country or are received from a buffer stock organization should be included in merchandise trade statistics of the compiling country as exports to and imports from the country where the organization is located. If the buffer stock is held in a third country, this third country should be recorded as the partner (IMTS, Rev. 2 paragraph 34). These goods should be included in General merchandise BOP exports only once they are sold by residents to nonresidents while located abroad. Initial IMTS exports (and imports) need to be subtracted; only once the transaction is actually made between residents to nonresidents the exports and imports should be added to General merchandise BOP.

5.21. According to IMTS, Rev.2, *Goods which cross borders as a result of transactions between parent corporations and their direct investment enterprises (affiliates/branches)* are to be included (IMTS, Rev. 2, paragraph 29). According to BPM6, when affiliated enterprises are separate legal entities, their transactions should be treated according to the parties’ own arrangements as to whether there is a change of ownership or not. (BPM6, paragraph 10.21). If there is no change of ownership the transaction will be excluded from General merchandise BOP, unless there is a resale of the transferred goods.

5.22. *Computer software and audiovisual products (BPM6, paragraph 10.17(c), 10.23(f), 10.96 and Table 10.4)*. Whereas software delivered electronically was not explicitly covered in the BPM5, BPM6 elaborates on this issue. First of all, BPM6 excludes customized computer software or audiovisual products from General merchandise BOP. BPM6 includes the related services under trade in services. Similarly, in IMTS, Rev.2, it is recommended that such customized products are excluded (IMTS, Rev.2, paragraphs 27 and 48). Secondly, all non-customized software or audiovisual products, which are downloadable or otherwise delivered electronically, are excluded from General merchandise BOP and treated as part of trade in services. Those electronically delivered products are also outside the scope of IMTS, Rev.2.

Thirdly, all non-customized software or audiovisual products, which are provided on disk or other device with a periodic license fee are excluded from General merchandise BOP because there is no change of economic ownership of the goods. The license fee is included under trade in services. Finally, all non-customized software (or audiovisual product) which is provided on disk or other device with a perpetual license to use is included in General merchandise BOP. IMTS, Rev.2, does not make a distinction between periodic or perpetual licenses to use for these non-customized ('packaged') computer software and audiovisual products. All these packaged software products are recommended to be included (IMTS, Rev.2, paragraph 27). Therefore, imports and exports of non-customized software with a periodic license to use need to be subtracted from General merchandise BOP.

5.23. There could be other goods which are treated differently between IMTS and BPM6, such as goods sent to an enterprise's external operation where those operations were not sufficiently substantial to constitute a branch (BPM6, paragraph 10.20(d)), or any other goods that have been included in IMTS but where there is no change of ownership (BPM6, paragraph 10.20(k)).

DIFFERENCES IN VALUATION AND TIME OF RECORDING

5.24. *CIF/FOB adjustments for imports (BPM6, paragraph 10.28-10.34)*. For IMTS it is recommended that the statistical value of imported goods be a CIF-type value (IMTS, Rev.2, paragraph 116(a)) which includes the costs of freight and insurance of the delivery up to the border of the importing country. For BPM6 these costs have to be excluded from the value of goods exports and instead included in services.

5.25. *Adjustments due to different time of recording (BPM6, paragraph 10.24-10.27)*. For IMTS the recommended time of recording is when goods enter or leave the economic territory of a country, which is approximated by the time of the lodgment of the customs declaration (IMTS, Rev.2, paragraph 15). BPM6 recommends the time of change of ownership as time of recording. BPM6 acknowledges that in practice the timing of the ownership change is approximated by customs recording. Yet, in the following two cases adjustments are recommended in BPM6:

- (a) For equipment that is produced over a long period, such as large ships, oil rigs and aircraft the international accounts should follow the change in ownership as arranged between the parties (BPM6, paragraph 10.26).
- (b) *Goods on consignment* (IMTS, Rev.2, paragraph 26) which are goods intended for sale should not be included until ownership changes, if not impractical. If there is substantial delay in the sale of goods, it is good practice to make adjustments according to the actual change of ownership (BPM6, paragraph 10.27).

SPECIAL RECORDING FOR GOODS UNDER MERCHANTING IN BPM6

5.26. Merchanting is defined as the purchase of goods by a resident (of the compiling economy) from a nonresident combined with the subsequent resale of the goods to another nonresident without the goods being present in the compiling economy. Merchanting occurs for

transactions involving goods where physical possession of the goods by the owner is unnecessary for the process to occur. These transactions are excluded from IMTS (in the economy of the merchant) as they clearly do not fall under the general definition of exports and imports according to IMTS, Rev.2. The draft BPM6 requires recording of all goods under merchanting under the three newly created categories of net exports, negative exports and exports (BPM6, paragraphs 10.41-10.49). BPM5 required only entries for unsold goods.

DIFFERENCES THAT NO LONGER EXIST IN BPM6

5.27. The following differences no longer exist due to changes in the BPM6; however, for countries compiling BOP statistics on the basis of BPM5 these differences do exist.

Goods acquired by travelers

5.28. Goods for resale acquired by travelers while on visits (sometimes called shuttle trade) are included in General merchandise BOP. Goods for own use or to give away acquired by travelers in excess of customs thresholds are also included. For example, durable goods (such as cars and electronics) and valuables (such as jewelry) may be acquired in this way (BPM6, paragraph 10.23(c), 10.80, 10.83 and 10.84). This treatment is consistent with IMTS, Rev.2 which includes goods acquired on a significant scale as defined by national law (IMTS, Rev. 2, paragraph 25) and excludes goods for own use unless values exceed those established by national law (IMTS, Rev.2, paragraph 48). In the BPM5 all goods acquired by travelers to use or give away were excluded from trade in goods in all cases as they were included in services.

Goods for repairs

5.29. Whereas BPM5 included these goods transactions as a separate component under the Goods Account, BPM6 excludes them (BPM6, paragraph 10.20(e)). These transactions are now included in the Services Account either under the main services component “Repairs and maintenance of movable goods” or as repair services in specific service components. By doing so BPM6 follows IMTS, Rev.2, which recommends excluding goods for repair and separately record transactions of goods for repair for national accounts and balance of payment purposes (IMTS, Rev.2, paragraph 61).

ADJUSTMENTS DUE TO NATIONAL PRACTICES IN THE COMPILATION OF IMTS

5.30. Countries might not always comply with the international recommendations of IMTS, Rev.2, for practical reasons. If such cases lead to additional differences with General merchandise, BOP compilers may need to make further adjustments to IMTS data, usually by collecting additional data from other sources.

Adjustments due to the Trade System used

5.31. In many countries data collection is based on information from the customs administration and many countries adopt the customs boundary as their statistical territory. Yet, the customs boundary might not cover the entire economic territory as special zones such as

industrial and commercial free zones, customs warehouses and premises for inward processing are outside this boundary and exports from and imports to these areas are not included in the data provided by customs (see IMTS, Rev. 2, paragraphs 64-89). If a statistical territory of a country is not covering the entire economic territory a country is following the special trade system and not the recommended general trade system. In this case IMTS does not provide a complete record of the inward and outward flows of goods and additional data collections or estimates are required to arrive to a full coverage of exports and imports according the BPM6 requirements.

Items not covered in custom records

5.32. Certain exports and imports are often not covered in customs records and hence might not be included in the national IMTS. Examples of such transactions are (a) exports and imports under a certain threshold, (b) the acquisition or disposal of aircraft, ships and other mobile equipment (IMTS, Rev.2, paragraph 36), (c) goods dispatched through postal or courier services (IMTS, Rev.2, paragraph 32) and (d) items exported or imported via pipeline (oil, gas or water) or wire (electricity) (IMTS, Rev.2, paragraph 31).

Items excluded for confidentiality reasons

5.33. Countries might exclude specific goods such as oil and gas exports or imports and exports of goods for military use from IMTS.

THE ISSUE OF ADDITIVITY OF DATA ON TRADE IN GOODS AND TRADE IN SERVICES

5.34. Users of detailed international merchandise trade statistics (IMTS) might be looking for complementary statistics for trade in services. Yet, the available detailed information on trade in services is not complementary to the detailed information on trade in goods in a number of instances as both have a different conceptual basis. Detailed merchandise trade statistics is based on IMTS, Rev.2 while trade in services is defined within the framework of the balance of payments. Hence, the complementary part to trade in services is the goods part of the goods and services account in the balance of payments and the conceptual differences between IMTS and general merchandise on balance of payments basis as described above apply to the relationship between IMTS and trade in services data.

5.35. As shown in Table 5.1 the differences in the coverage of IMTS and BPM6 contain three items, which are directly related to the classification of certain trade transactions (or part of it) as trade in services, namely

- *CIF/FOB adjustments.* The costs of the freight and insurance of bringing the imported goods from the border of the exporting country to the border of the importing country are to be excluded from the value of imports in the balance of payment and might instead be classified as a services import (depending on the residency of the service provider).
- *Goods for processing without change of ownership* are considered a service provision in the balance of payment and hence to be excluded from general merchandise on a balance

of payment basis (in imports and exports) and instead the net value is to be recorded in the service component “*Manufacturing services on physical inputs owned by others*”.

- *Goods imported for projects by nonresident construction enterprises* are considered in the balance of payments as part of the construction service provided by a nonresident construction enterprise.
- *Computer software and audiovisual products with a periodic license fee* are excluded from General Merchandise BOP and the license fee is included in the service component “*Charges for the use of intellectual property*”.

Chapter 6 The Intrastat System of the European Union

A. Foreword by UNSD

6.1. This chapter²² on the Intrastat system of the European Union (hereafter called INTRASTAT) is of particular importance to show (1) the challenge of implementation of a statistical system for a customs union while maintaining full trade information of its individual member countries and (2) the use of enterprise surveys for data collection. In addition, this chapter offers lessons learned on data processing and quality control.

6.2. INTRASTAT records the trade flows between EU member countries and complements the trade of EU member countries with non EU countries (hereafter called Extrastat). INTRASTAT relies on enterprise surveys while Extrastat is based on customs records.

6.3. Extrastat follows the UN recommendations for IMTS. However, for mostly practical reasons concerning data compilation INTRASTAT introduced some deviations from the UN recommendations which concern certain types of transit trade, attribution of partner countries and the trade system²³. Those deviations lead for certain EU member countries to discrepancies of trade data between them and their non-EU partner countries.

6.4. UNSD encourages EU member countries whenever feasible to provide their trade data according to the international concepts and definitions. Some EU member countries compile their trade data according to both the EU concept and the national concept. The national concept follows the UN recommendations for IMTS more closely. This is the main reason why data published in the UN Comtrade database are in some cases different from data available at Eurostat.

B. INTRASTAT

6.5. INTRASTAT is a statistical data collection system on intra-Community trade in goods where data are collected directly from companies. It basically records all physically movement of goods between Member States, including electricity. Outward flows from one Member State to another are called dispatches and inward flows arrivals. However, when publishing trade flows the same terminology is used as applied for trade with non-EU countries: dispatches are called exports and arrivals are called imports.

²²The draft of this chapter on the Intrastat system of the European Union (Intrastat) was provided by the Statistical Office of the European Communities (Eurostat). While draft has been provided by Eurostat the final editing of the text is the full responsibility of the United Nations Statistics Division.

²³ For further details please see European Commission, Statistics on the trading of goods – User guide, 2006 edition, paragraphs 175-179.

6.6. In line with the recommendations, of *International Merchandise Trade Statistics: Concepts and Definitions (IMTS, Rev.2)* intra-Community trade statistics:

- (a) exclude goods in simple circulation between Member States (goods in transit). This means that Community goods dispatched from one Member State to another, which, on the way to the Member State of destination, pass directly through another Member State or stop for reasons related only to the transport of the goods, are not reported;
- (b) exclude goods dispatched or arriving for a specific purpose and intended for re-dispatch within a specified period and without having undergone any change except normal depreciation due to the use made of them (goods temporarily admitted);
- (c) include goods for inward and outward processing under contract. Goods are valued on the gross basis (i.e. the amount is recorded which would have been invoiced for sale or purchase of the goods).

6.7. Customs declarations - the data source for most merchandise trade statistics - identify the above-mentioned transactions by specific customs procedures (as detailed in the Kyoto Convention) whereas for intra-Community trade statistics appropriate definitions need to be developed and communicated to the trade operators responsible for completing the INTRASTAT declarations.

HISTORICAL BACKGROUND

6.8. The European Union formally became a single market on 1 January 1993, when the physical frontiers and all 'customs' checks at the internal borders were removed for the free movement of goods between Member States. The disappearance of this comprehensive and very closely controlled source of information made it necessary to devise a new statistical system for monitoring trade in goods between Member States of the European Union. This system was called INTRASTAT.

6.9. The European Union started in 1968 as a tariff union which abolished all customs duties on trade between Member States. The 'new export opportunities' gave a boost to the economies of the Member States. Between 1958 and 1972 intra-Community trade increased by a factor of nine leading to market optimism and investment growth in the Community. However, free circulation of goods within the Community was still not a reality. Numerous customs border formalities were in existence. Before 1993, all trucks were still stopped at the internal Community borders for clearance and inspection.

6.10. The aim of economic integration without any internal border restrictions became much closer with the single market. It ensures the four basic freedoms: free circulation of goods, persons, services and capital in a frontier-free internal market. This single market abolished the customs clearance at the Community's internal frontiers. However, new fiscal, statistical and other systems to control or document goods crossing the internal borders had to be implemented. This led to the creation of INTRASTAT.

KEEPING THE CUSTOMS SYSTEM FOR TRADE WITH NON-MEMBER COUNTRIES

6.11. Trade with non-member countries is still collected from the customs declarations (SAD) which are lodged at the national Customs Administrations in each Member State. Community Customs regulations require – in general – that goods are placed under the export and import procedure in the Member State where the trade operator is established and where the goods can be physically inspected by Customs. Therefore, goods entering the Community may be first placed under customs supervision (e.g. transit procedures) in the Member State of entry until they reach the Member State of destination where they are cleared for free circulation within the Community. Similarly, goods which are intended to leave the statistical territory of the Community move also under customs supervision between the exporting Member State and the Member State of exit – the location from which they physically leave the statistical territory of the Community.

6.12. These Customs provisions make it possible to compile statistics based on Customs declarations which do not only show imports into and exports out of the Community as a whole, but also allow each Member State to compile their national trade statistics with non-member countries.

THE LINK WITH THE VAT SYSTEM

6.13. As mentioned before, the statistical information of trading of goods between Member States is obtained via INTRASTAT declarations. Even though no Customs documents are available for checking the accuracy of INTRASTAT declarations, reporting of intra-Community transactions of goods for Value Added Tax (VAT) purposes is still necessary in each Member State. It was therefore decided to keep a close link to the VAT system.

6.14. In the European Union the VAT system applies more or less to all goods and services that are bought and sold for use or consumption in the Community. VAT is a tax assessed on the value added to goods and services. It is charged as a percentage of price, which means that the actual tax burden is visible at each stage of the production and distribution chain. VAT is effectively charged at the rate of VAT which is applicable in the place where the buyer is established ("destination based" system).

6.15. Under the current VAT system, the goods supplier is exempted from paying VAT in the Member State of departure of the goods. In the Member State of destination, there is a taxable transaction, the intra-Community acquisition of the goods. As the VAT due to an acquisition can no longer be paid at a border, the VAT payment is shifted to the VAT return of the person acquiring the goods. Any VAT registered trader (taxable person) is obliged to submit to his fiscal authority periodic VAT declarations indicating the value of intra-Community acquisitions and recapitulative statements on the value and the partner Member State where exempt intra-Community supplies are made.

6.16. To establish a close link between the INTRASTAT and the VAT system the tax authorities of the Member States are required, at least once every quarter, to transmit to the national statistical agency a list of VAT registered traders who have made acquisitions (purchases) or

supplies (sales) together with the value of these operations. This enables the compilers of intra-Community trade statistics to compare the values of trade (acquisitions and supplies) reported by a company for fiscal purposes with those declared for statistical purposes.

6.17. In addition, the list of VAT registered traders provided by the fiscal authorities allows setting up an inventory of intra-Community traders. The maintenance of an up-to-date list of intra-Community operators with their respective company identification data and the value of their intra-EU trade (declared for fiscal and for statistical purposes) is used to identify companies which may be requested to make INTRASTAT declarations. The information is also used for the purpose of ensuring the timely collection of statistical information, for quality checking and data analysis and for estimates of trade below threshold and for partial or non-response. This control instrument supports essentially the quality of intra-Community trade statistics.

A DIRECT DATA COLLECTION SYSTEM

6.18. The overwhelming information on intra-Community trade is directly collected from trade operators, which send the relevant national administration a summary declaration for the previous month's operations. In some cases additional data sources might be used for specific goods and movements (e.g. ships register, information from grid operators for gas and electricity).

6.19. Within intra-EU trade statistics any natural and legal person registered for VAT in a Member State and carrying out an intra-Community trade transaction is responsible for providing the information. This condition excludes the recording of trade transaction of private individuals and small companies which are not obliged to be registered for VAT.

C. INTRASTAT survey

6.20. INTRASTAT is not the same as a typical business survey in which data from a small fraction of the population of enterprises is collected. It is similar to a system based on administrative data like the customs administration which collects nearly all relevant observations. Only a minor part of trade is not collected by INTRASTAT. Specifically, Member States have implemented a threshold system which allows intra-Community traders not to report on their transaction or provide less detailed information on condition that their total trade value does not exceed a certain amount during the previous or present calendar year.

6.21. In order to assure a sufficient coverage the exemption threshold set in each Member State has to guarantee at least 97% of a Member State's total trade value is directly collected. The remaining part is estimated on the basis of values declared for fiscal purposes. The exempted 3% in value consists of about 70-80% of VAT registered traders in the EU who trade between the Member States. Breaking down this remaining 3% in terms of commodities and trading partner is problematic, since in particular small and medium-sized companies with their special trading characteristics are exempted.

6.22. A more traditional survey based system for intra-Community has been considered and studied. The results were not positive enough to compete with INTRASTAT. In addition, the link between INTRASTAT data and the fiscal records allows for quality checks which are not possible for sample data.

COMPARABILITY WITH TRADE DATA COLLECTED ON CUSTOMS DECLARATIONS

6.23. The scope and concepts of statistics of INTRASTAT could have been defined differently than Customs based statistics since they are not subject to Customs legislation. For example users of trade statistics might be interested in direct measurement of change of ownership of goods between residents and non-residents or in trade between affiliates of the same multinational enterprise group or in trade according to the central product classification. However, methodological deviation would harm comparability with trade data based on Customs declarations. Therefore, it was decided to keep the concept and definitions of statistics for intra-Community trade in line with those for extra-Community.

6.24. As a consequence intra- and extra-Community trade statistics both measure the physical cross-boarder movement of the goods, apply the same detailed commodity nomenclature (Combined Nomenclature = HS+2), the same periodicity (monthly declarations) and the same valuation principles (CIF/FOB). In addition, intra-Community trade statistics follow as much as possible the recommendations of IMTS, Rev.2 in order to maintain also comparability with trade data compiled by non-EU countries.

PERCEIVED AS COMPLEX COLLECTION SYSTEM

6.25. At present about half a million companies in Europe are obliged to provide information on intra-Community goods transactions. Each month they have to declare, for statistical purposes, their goods deliveries to and from other Member States. The merchandise has to be specified according to a commodity classification which contains around 10,000 codes (Combined Nomenclature) and for each goods item the value and quantity information have to be provided.

6.26. For all trade operators involved, INTRASTAT meant a lighter workload compared with the previous system before 1993 where any intra-Community trade transaction had to be declared and presented to customs. But in these times the respondents were often not aware of the fact that their reporting obligations for foreign trade statistics were fulfilled when lodging a customs declaration. With the introduction of INTRASTAT the statistical reporting burden became apparent.

6.27. Since its introduction INTRASTAT reporting has always been considered burdensome by business communities in several Member States and in some cases also by National Statistical Institutes. Therefore, INTRASTAT has been already subject to significant efforts to decrease the reporting burden for trade operators. Only a reduced data set (8 data elements) compared with customs data is required for Community purposes, the threshold system was expanded to exempt

a larger number of enterprises, the number of nomenclature headings was reduced, and several simplified reporting measures were introduced. In addition, the Community and its Member States invested in the development of modern electronic data collection and validation tools which facilitate considerably the reporting for INTRASTAT. At present around 60 % of declarants use electronic tools when transmitting INTRASTAT data.

6.28. Despite all the efforts already made, further substantial simplification initiatives are necessary. The Lisbon strategy on growth and jobs aims at reducing administrative burden on enterprises caused by public sector demand. While the statistical burden accounts for just a relatively small part of this, INTRASTAT makes up a significant share of all statistical reporting obligations.

ENSURE DATA QUALITY

6.29. A general framework has been defined to ensure the quality of data collected via INTRASTAT. Quality reporting is mandatory for Member States from the reference year 2005 onwards.

6.30. In practice, all Member States must check the validity of the data, before transmission to the Statistical Office of the European Union (Eurostat). At collection level, statistical authorities should check that all trade operators liable to submit INTRASTAT declarations have done so. The INTRASTAT trader register is the basic tool used for monitoring enterprises which are due to submit monthly declarations and for sending reminders to them if no declaration has been received by the deadline.

6.31. All records declared should be validated according to an appropriate set of rules. There should be clear identification of the declarant and validity of codes (trade flow, commodity codes, partner countries); in addition the accuracy of values and quantities can be checked by comparison with the average unit value (value/net mass or value/ supplementary unit) or according to average weights per unit.

6.32. Information can be checked, in particular using macro-editing techniques. For instance reliability of aggregates can be checked by comparison with past data. The outlier detection process is also a powerful tool for identifying possible errors and it is recommended that Member States agree on a common set of validity rules.

6.33. Intra-Community trade statistics should cover the total trade between Member States. This means that adjustments for missing trade not collected via INTRASTAT declarations has to be included. Estimates must be made for the trade below threshold in order to have a complete coverage of trade. Non-response, which means that all or part of the statistical information is missing, is one of the main problems of INTRASTAT. Similarly to the trade below the threshold, trade data must be adjusted in order to compensate the missing information. In addition, adjustments on the statistical value (part of the INTRASTAT trade is collected on the invoiced amount) is necessary.

6.34. In theory, intra-EU trade statistics should be fully comparable; therefore data should generally be less affected by asymmetries than extra-EU trade statistics. Dispatches from Member State A to Member State B, as reported by A, should be almost equal to arrivals from A into B, as reported by B. Due to a different valuation principle (CIF > FOB), arrivals should be slightly higher than dispatches. However, since INTRASTAT came into operation, bilateral comparisons have revealed major and persistent discrepancies in intra-EU trade statistics. Therefore, comparisons dealing with intra-EU trade statistics have to be made cautiously and should take into account the existence of these discrepancies. The main reasons for the discrepancies are known and are represented by the thresholds, non-response and their related adjustments; statistical confidentiality; triangular trade; time lags in the registration of the transactions; misclassification of goods; or by other methodological differences.

INSTITUTIONAL ARRANGEMENTS

6.35. To ensure coordination in terms of content, time and method Community statistics relating to the trading of goods between Member States are based on EU Legislation. However, according to the principle of subsidiary, the INTRASTAT legislation allows Member States to choose to a large extent their way of implementing INTRASTAT.

6.36. The rules for compiling intra-Community trade statistics are laid down in the European Union legislation. This means that the provisions have direct effect in all their elements in the Member States. Individual Member States do not need to pass local laws to bring them into effect and any local laws contrary to the regulations are overruled, as European Union Law takes precedence over the laws of the Member States. Member States therefore have to legislate in the light of, and consistently with the requirements of the provisions laid down in the EU regulation.

6.37. Community provisions do not interfere with the compilation methods of national statistics relating to the trading of goods, as long as the data provided to Eurostat are compiled according to the Community concept. However, attention should be paid to the fact that deviation from Community legislation for national purposes normally requires additional national legal provisions.

6.38. Member States collaborate and agree conjointly on legal acts relating to Community statistics on the trading of goods. The Commission (Eurostat) has the right of initiative, i.e. to draw up proposals for Community legislation, but the ministers of the Member States represented in the Council of the EU and the European Parliament adopt the legal act. Implementing rules are voted by the INTRASTAT Committee which represents the national statistical administrations responsible for trade statistics.

6.39. The implementation of INTRASTAT has given rise to an institutional reorganization of compiling trade statistics in Member States. Customs administration is playing a predominant role in the production of trade figures when the customs declaration is the data source and Statistical institutes often only disseminate the data. INTRASTAT has generated a range of implementation systems in Member States, with different national administrations involved in collecting, processing and disseminating statistical intra-Community trade information. These

are most often the national statistical institutes, but also include Custom authorities and, in one Member State, even the National Bank.

COMPARABILITY BETWEEN COMMUNITY STATISTICS AND NATIONAL STATISTICS

6.40. Common rules (EU legislation) are set for the compilation of Community statistics on intra-Community trade in goods. However, Community statistics, which cover the EU as a whole, and statistics compiled and published by the Member States, are not always directly comparable. Member States may use a national concept at national level but they have to provide Eurostat with harmonized data according to the Community concept.

6.41. The principal differences between the Community concept and national concepts are as follows:

- (a) Breakdown by partner country: For arrivals, certain Member States record the country of origin as the partner country, whereas the Member State of consignment appears in Community statistics relating to the same movements.
- (b) Treatment of goods in transit: Some Member States do not record goods, which they consider to be 'in transit' in their national figures. This involves, firstly, imports from non-member countries which are cleared in these Member States before being dispatched to other Member States and, secondly, goods from other Member States which are immediately re-exported to non-member countries. These flows are included in the Community statistics under intra- or extra-EU trade, as appropriate. This phenomenon is sometimes referred to as the 'Rotterdam effect'.

ACHIEVEMENTS AND CURRENT CHALLENGES

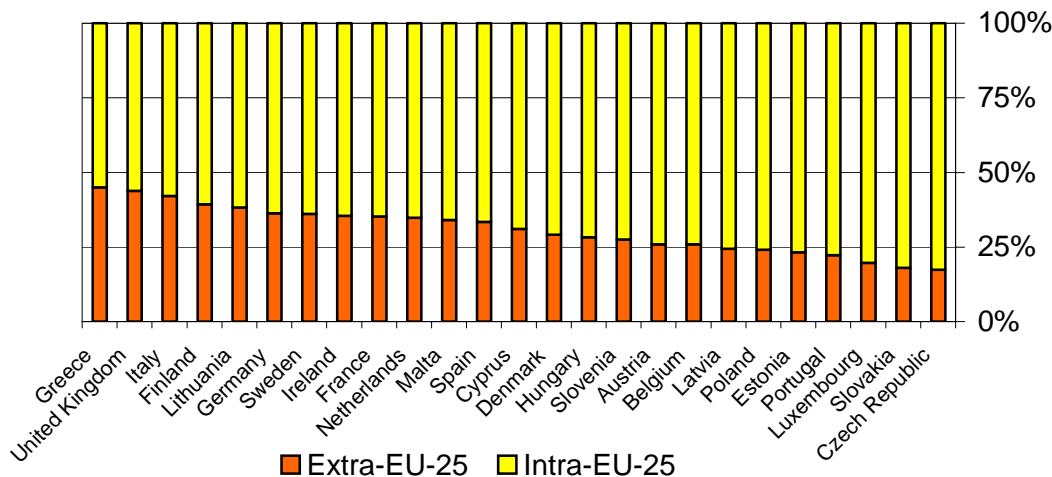
6.42. The timeliness and quality of national statistics on trade in goods with other Member States are crucial for European economic policy purposes, such as national accounts and the data on aggregate flows between the Euro-area and other EU Member States. Intra-Community trade data help European Companies carry out market research and define their commercial strategy.

6.43. When joining the single market Member States in general increased substantially their trade with the other Member State.

6.44. The chart below presents that the share of intra-EU trade ranks between 55 % and 80 % of Member States' total trade. However, the comparison should be taken with caution, because intra-trade is reported according to the partner country of consignment which might overestimate the trade compared to extra-EU trade.

Graph 6.1

Share of intra-EU trade in 2005



(Source: Comext, Eurostat)

6.45. In the near future INTRASTAT will have to focus on further lightening the reporting burden which at same time does not affect the timeliness and quality of data. Under this perspective the following options are examined:

- (a) A better use of administrative data by introducing a shared INTRASTAT and fiscal data collection system
- (b) An increase of the exemption threshold with a substantial release for reporting companies, in particular small and medium-sized enterprises.
- (c) The implementation of a single-flow system where trade operators report only on dispatches and the corresponding arrivals will be provided by the partner Member State

6.46. The collection system based on customs data (trade with non-member countries) is faced with challenges too. Centralised customs clearance procedures are at present under preparation. They disassociate the lodging of the customs formalities from the physical presentation of the goods to customs. Goods may be located in a different Member State - when released for export or import - than the Member State where the customs declaration is lodged. This might lead to a shifting of declaring imports and exports from one Member State to another independently from the location or destination of the goods. This may lead to a loss of the data source for part of the trade of a given Member State There is also a risk for a given Member State of declaring imports and exports which do not pertain to it.

6.47. As a consequence the ongoing economic integration process of the Community will make it more and more complicated to allocate trade flows to its Member States.

HOW CAN INTRASTAT LESSONS BE USEFUL FOR OTHER CUSTOMS UNIONS?

6.48. The lessons learnt from INTRASTAT may be useful for those economic communities who are considering further economic integration and discussing similar common market structures as they are already realised within the European Union. The following parameters should be considered:

- (a) The implementation of a statistical data collection system concerning merchandise trade not based on customs data should only be considered if the economic integration of the Community and its Member States is well advanced. A common external customs tariff is in general not sufficient.
- (b) A well functioning fiscal (VAT) system in the Member States is essential to keep quality standards for intra-Community trade statistics.
- (c) Member States have to transfer sovereign rights to the supra-national authorities and agree on common binding concepts, definitions and procedures. Keeping national particularities is more difficult.
- (d) Supporting measures are needed for implementing the structural changes in the data collection system. Trade operators and national administration have to be well prepared and assisted during the implementation period. The EU invested more than 55 million Euros (Edicom project) between 1997 and 2005 to encourage the collection, treatment and distribution of intra- and extra-Community trade statistics.

Chapter 7 Linking Trade with Business Statistics

A. Introduction²⁴

7.1. One of the issues of increased interest for international trade statistics is the relation between trade and business statistics. An established relation between these two enables the analysis of the effects of international trade on production, employment and enterprise performance. For instance, trade by size of enterprise broken down by sector of economic activity, by export markets, and by location (e.g. region) would allow analyzing trade effects on employment and value added by region of a country. However, these two statistical domains are currently organized differently. International trade statistics present trade flows between countries with a breakdown of products while enterprise statistics highlight the structure and performance of economic sectors.

7.2. The central issue is to classify trade operators according to enterprise characteristics and the feasibility of doing so largely depends on the possibility to develop or use common identifiers between a country's trade and business register. If the customs declaration has an identifier for the trader which corresponds to the identifier on the Business Register, then the trade information coming from the customs data could be linked to the information on the trader in the Business Register. In general, the trader would be classified according to its economic activity (and other variables like enterprise size and turnover) in the Business Register. The International Standard Industry Classification for all economic activity (ISIC) is typically used for this classification.

7.3. International trade statistics can be linked to economic activity by using a correlation table between HS commodities and ISIC industries. However, it is important to note that this approach does not provide explicit trade figures of that industry; it rather links the traded products with the industries which typically manufacture such products. Primary and manufactured goods are therefore allocated to the agricultural, mining and manufacturing sectors. The services sector is thus overlooked. This is particularly problematic for imports, where the services sector (such as wholesale and retail) usually has an important role. Equally problematic, small- or medium-size enterprises may use trading companies for handling their exports.

7.4. Besides the problems with correct allocation of trade flows to the services sector activities, the allocation within the manufacturing sector may not be straightforward. An enterprise in a given manufacturing sector may trade (or produce) products of other sectors as well. Another, and very important, aspect is the way multinationals organise trade between them and within the multinational (intra-firm trade). Therefore any attempt to measure trade flows of each activity sector by using products should be interpreted with caution.

²⁴Acknowledgement is given to the pioneering work of Eurostat in this field. OECD has adapted the EU approach to OECD countries. This chapter draws heavily on working documents of both organizations.

B. How to combine trade and business statistics?

7.5. The proposed compilation practice consists of three steps: (1) assess if integration of trade and business register is possible, (2) document methodological recommendations necessary to produce largely comparable results, and (3) elaborate a selective and standardized output. These three steps are illustrated in the following sections.

LINKING VARIOUS SOURCES

7.6. In most countries trade statistics are compiled by the National Statistical Office (NSO) based on customs records. But non-customs data like tax records, bank records or data from ministries and national energy agencies may play an important role as well. Typically, NSOs develop and execute enterprise surveys. There is, thus, a need to combine data from different sources as illustrated below.



PREPARING FOR DATA INTEGRATION – A SAMPLE QUESTIONNAIRE ²⁵

7.7. Data compilers are encouraged to test the feasibility of data linking by means of a simple questionnaire which could look like the one shown in Annex 1. It covers questions on existence and maintenance of a trade register, the correspondence between trade and business registers and the link between the customs declaration and the trade register.

METHODOLOGICAL RECOMMENDATIONS – AN ILLUSTRATION

Reference period

²⁵This questionnaire is a model, based upon the questionnaires used by Eurostat and OECD who closely cooperate in this matter. It is given for illustration purposes only.

7.8. The reference year is recommended to be the calendar year.

Population of enterprises

7.9. The target population of enterprises covers those enterprises which engage in international trade. This is a sub-population of the entire Business Register of a country

Activity classification

7.10. The International Standard Industrial Classification (ISIC) is recommended as classification of economic activity. The ISIC category, which has been assigned to an enterprise within the Business Register, should refer to the principal activity of the enterprise during the reference year.

Variables

7.11. The most important variables to be considered in this context are

- (i) Number of establishments;
- (ii) Number of employees (size-class);
- (iii) Total amount of Imports and Exports.

7.12. The terms “enterprise”, “establishment” or “local unit” are defined in the manual of the System of National Accounts. Classifying enterprises by size-class is difficult, since practices vary widely in this respect due to the particular economic and structural conditions of a country. A possible breakdown of class sizes is given by OECD and Eurostat.

7.13. However, for developing countries, a finer distinction at the lower end may be opportune. In the context of small and medium enterprises as engine for economic growth and employment, the separate identification of micro enterprises is desirable. They are generally considered as those having 0-4 or 0-9 employees.

7.14. Concerning the employee variable, the number of employees is defined as the number of persons who have a contract of employment and receive compensation in the form of wages, salaries, fees, gratuities, piecework pay or remuneration in kind. The annual average should be considered, and not employment on a particular date. Head counts should be preferred to full-time equivalents.

Trade system

7.15. EU countries use the special trade system (including inward and outward processing). Non-EU countries more often use the general trade system in line with UN recommendations. The general trade system includes movements of goods in and out of commercial or industrial free zones and customs warehouses excluded by the special trade system. For the linking of trade and enterprise statistics it is important to know which trade system is used in a country.

Statistical Unit

7.16. The enterprise is recommended as statistical unit which means the enterprise is the unit of reporting in the link between trade and business statistics. An enterprise is the smallest combination of legal units that is an organisational unit producing goods or services, which benefits from a certain degree of autonomy in decision-making, especially for the allocation of its current resources.

7.17. Trade statistics are recorded on the basis of transactions, where characteristics of the traded commodities are important but not those of the trading enterprises. By contrast, the Business Register is built completely on the characteristics of the enterprises. Therefore, trade data collected and registered at the level of the declaring unit of trade operators or establishments need to be connected and aggregated at the level of the whole enterprise via characteristics available in the Business Register. There is therefore a 1 to N relation, with $N \geq 1$, between the enterprise codes of the Business Register and the identification codes of the trade register. Table 7.1 summarizes these differences.

Table 7.1 The link between trade and business registers

Register	Unit	Code	Variable	Relationship
Business Register	Enterprise (usually identified on the basis of legal unit)	ID number in business register	Economic Activity, Employment	1
Trade Register	Trade operator (identified on the basis of declaring unit)	VAT number or trader ID	Trade values	$N \geq 1$

GENERATING STANDARDIZED TRADE TABLES ACCORDING TO ENTERPRISE CHARACTERISTICS

7.18. Eurostat launched in 2005 a “Standardization exercise” in which the information of traders on the customs declarations was connected with existing national sources of business registers. This approach has as most obvious advantage that there is no requirement to collect additional data from traders. The existing data sources can be used to reconcile trade data according to the main enterprise characteristics. Business registers provide the basic economic information – examples of this are the activity sector or the employment size - which categorize traders. These characteristics, combined with key trade variables, such as product code or partner country, allow a wide range of analysis on the structure of external trade. Such an analysis is increasingly becoming a “must” given the functioning of economic processes in a globalized world where the process of production is internationalized through partitioning of parts of production into “traded tasks”.

7.19. OECD adapted the approach of Eurostat for an exercise with non-EU countries, where ISIC and CPC were taken as the world standard classifications instead of NACE and CPA, which

are EU based. Annex 2 shows some main findings of this exercise with data of Norway provided to OECD. Some tables contain masked data due to confidentiality (marked by the letter “c”).

C. Concluding remarks

7.20. The above mentioned exercise of linking trade with business statistics is one example of good practice, generating new indicators in a coherent and consistent way. The key to doing so efficiently lies in a coherent system design of national registers established for different purposes. The foreign trade dimension could in this way become an integral part of economic statistics. Additional surveys instead of such linking exercise are no real option due to restrictions on increasing the administrative response burden of enterprises.

Annex 1 Sample Questionnaire

QUESTION 1: EXISTENCE OF A TRADE REGISTER

A) Do you hold a register of traders?

YES **NO** (Please go to part C)

B) If yes, does the above register consist of:

A formal register?
A data base?
A set of files?

C) If no, can you please describe how traders are identified in customs forms if no such register exists

	YES	NO
Business Register identification code	<input type="checkbox"/>	<input type="checkbox"/>
Tax registration number	<input type="checkbox"/>	<input type="checkbox"/>
Other numeric code(s)	<input type="checkbox"/>	<input type="checkbox"/>

(If 'yes', please specify below):

QUESTION 2: SOURCES OF DATA FOR UPDATING THE REGISTER OF TRADERS

A) What sources of data do you use to update the register of traders?

Customs declarations
Contacts with enterprises
Data from fiscal authorities
Business register
Other survey(s)
Other register(s)
Other source(s)

B) Could you please describe the updating procedure for each of the different data sources identified above, in particular with respect to the frequency and quality of this update?

QUESTION 3: CORRESPONDENCE BETWEEN THE UNIT(S) OF REFERENCE OF THE TRADE AND BUSINESS REGISTERS

A) Which is/are the unit(s) of reference in the trade register(s):

Customs forms/register of traders

The legal unit	<input type="checkbox"/>
The enterprise	<input type="checkbox"/>
The establishment	<input type="checkbox"/>
The local unit	<input type="checkbox"/>
The fiscal unit	<input type="checkbox"/>
Other(s) (Please specify below)	<input type="checkbox"/>

B) Is there at least one common unit of reference between the business register and customs forms/register?

YES NO

QUESTION 4: CURRENT OR POTENTIAL LINK(S) FROM THE BUSINESS REGISTER TO CUSTOMS FORMS/REGISTER

A) Is the basic statistical unit of the business register linked/Can the basic statistical unit of the business register being linked to customs forms/ register of traders?

YES NO

B) Is the business register linked/Can the business register technically be linked to customs forms/the register of traders (if applicable) through:

	YES	NO
Tax registration number	<input type="checkbox"/>	<input type="checkbox"/>
Name of the company	<input type="checkbox"/>	<input type="checkbox"/>
Address of the company	<input type="checkbox"/>	<input type="checkbox"/>
Other way(s) and/or code(s) (If 'yes' please specify below)	<input type="checkbox"/>	<input type="checkbox"/>

C) If you have answered 'yes' to at least one of the items listed under question 4B, please describe in detail how the above link(s) is established/can be established and the main problems encountered/to be encountered

D) If you have answered 'no' to question 4A and to all the items listed under question 4B, please explain why the business register cannot technically be linked to customs forms/the register of traders (if applicable)

QUESTION 5: CURRENT OR POTENTIAL LINK(S) FROM CUSTOMS FORMS/ TRADE REGISTERS TO THE BUSINESS REGISTER

A) Are customs forms/trade registers traders (if applicable)/Can customs forms/registers of traders (if applicable) technically be linked to the business register through:

	YES	NO
Business Register identification code	<input type="checkbox"/>	<input type="checkbox"/>
Tax registration number	<input type="checkbox"/>	<input type="checkbox"/>
Name of the company	<input type="checkbox"/>	<input type="checkbox"/>
Address of the company	<input type="checkbox"/>	<input type="checkbox"/>
Other way(s) and/or code(s)	<input type="checkbox"/>	<input type="checkbox"/>

B) If you have answered ‘yes’ to at least one of the items listed under question 5A, please describe in detail how the above link(s) is established/can be established and the main problems encountered/to be encountered

C) If you have answered ‘no’ to all the items listed under question 5A, please explain why the customs forms/trade register (if applicable) cannot technically be linked to the business register

QUESTION 6: STATISTICAL MATCHING EXERCISES BETWEEN THE TRADE AND BUSINESS REGISTERS

A) Has your country carried out any statistical matching exercise(s) between the trade register(s) and the business register?

YES (Please go to part B) NO (Please move to question 7)

B) What percentage of the trade operators could be matched in the business register?

C) What were the main problems encountered during matching?

D) Please provide some comments on the quality of the results

QUESTION 7: OTHER EXPERIMENTAL WORK AND/OR ANALYSES ALREADY PERFORMED BY THE COUNTRY

A) Has your country carried out any trials and/or analyses in linking the trade register(s) to the business register and/or vice-versa?

YES (Please go to part B) NO (Please move to question 8)

B) What were the main problems encountered when linking the above registers?

C) Please provide some comments on the quality of the study results

QUESTION 8: POSSIBLE ADDITIONAL CROSS-REFERENCED LINKS

A) In the context of testing the feasibility of linking the registers of trade operators to the business register, additional tables, based upon cross-referenced registers could be of analytical interest

Possible additions:

Cross-references between sectors of activities, product traded and main partner countries involved in trade to provide some indication on the real economic activities of trade operators

External balance by sector of activities to provide some results on competitiveness of various sectors of activities

Cross-references between trade and employment variables to assess the impact of external trade on employment by sector of activity

Annex 2 Some output tables of the Linkage Exercise: Example of Norway

For illustrative purposes and for visualizing the type of data this linkage exercise can generate, these standard tables have been populated with real data Norway provided to OECD. Some tables contain masked data due to confidentiality reasons (marked by the letter “c”), by request of Statistics Norway.

Table I: Trade and Business Registers: This table gives an indication about the statistical relevance of the obtained results by measuring the coverage after merging of trade and business registers. The results in the following tables are more reliable and significant if the coverage of trade is good.

Table I: Trade and Business Registers			
Population concerned			
		Imports	Exports
1) All trade operators	Number of foreign trade operators ⁱ	67,490	16,884
	Trade coverage ⁱⁱ (%)	97.1 %	74.9 %
2) All trade operators except incomplete or wrong ID	Number of foreign trade operators ⁱ	67,490	16,884
	Trade coverage ⁱⁱ (%)	97.1 %	74.9 %
3) Trade operators successfully matched with the BR	Number of foreign trade operators ⁱ	66,968	16,840
	Number of enterprises / establishments ⁱⁱⁱ	66,968	16,840
	Trade coverage ^{iv} (%)	92.4	69.2

Total number of enterprises in Business Register:

ⁱ: as defined by the identification number. Includes only the above exemption threshold operators.

ⁱⁱ: trade identified in the trade register, as a proportion of total trade. Total trade includes an estimation of below-thresholds trade.

ⁱⁱⁱ: as defined in the BR. For the difference between trade operator and enterprise, see the methodological introduction (annex).

^{iv}: trade identified in the trade register, and matched with the BR, as a proportion of total trade. Total trade includes an estimation of below-thresholds trade

Population 1 includes all trade operators above the statistical transaction threshold.

Population 2 includes all trade operators from population 1 except incomplete or wrong identification codes.

Population 3 includes all trade operators from population 2 that can be successfully matched with business register.

Tables II (imports) + IV (exports): Number of enterprises by economic sector and employment size class

Table II: Number of enterprises by economic sector and employment size class									
Imports		ISIC Rev.3.1 (2-digit level)						Total	
		01	02	05	10	11	12		99
Number of employees	0-9	110	12	46	.	32	.	c	9,427
	10-49	3261	528	c	e	74	.	c	51,544
	50-249	c	c	11	e	20	.	.	2,388
	250 or more	c	c	c	.	18	.	.	785
	Unknown	14	13	6	.	15	.	248	2,824
	Total	3,394	554	534	c	159	.	685	66,968

Table IV: Number of enterprises by economic sector and employment size class									
Exports		ISIC Rev.3.1 (2-digit level)						Total	
		01	02	05	10	11	...		99
Number of employees	0-9	229	65	59	c	40	...	41	10,489
	10-49	24	c	29	c	24	...	c	4,223
	50-249	c	c	c	.	c	...	c	1,372
	250 or more	c	.	c	.	18	...	e	472
	Unknown	c	.	c	.	c	...	25	284
	Total	257	72	93	c	103	...	67	16,840

Tables III (imports) + V (exports): Trade in 1000 US \$ by economic sector and employment size class:

Table III: Trade (1000 US\$) by economic sector and employment size class									
Imports		ISIC Rev.3.1 (2-digit level)						Total	
		01	02	05	10	11	...		99
Number of employees	0-9	59122	5954	32262	c	56245	...	34693	8,421,066
	10-49	27523	122	c	.	13532	...	c	8,546,713
	50-249	4196	c	559	e	27828	...	c	9,015,762
	250 or more	c	c	c	.	878548	9,733,432
	Unknown	c	132	46	.	2764	...	63246	1,251,324
	Total	92,005	6,231	74,857	878	978,916	...	97,983	36,968,297

Table V: Trade (1000 US\$) by economic sector and employment size class									
Exports		ISIC Rev.3.1 (2-digit level)						Total	
		01	02	05	10	11	...		99
Number of employees	0-9	4816	6006	49926	c	6045249	...	1401	9,673,478
	10-49	1029	c	169871	c	662878	...	c	3,951,673
	50-249	c	c	c	.	c	...	c	6,832,635
	250 or more	c	.	c	.	18783256	...	c	26,348,121
	Unknown	c	.	c	.	c	...	4342	426,151
	Total	6,115	7,228	454,034	123,797	26,008,500	...	5,759	47,232,058

Tables VI (imports) + VII (exports): Concentration of trade

These tables help to identify the degree in which the top enterprises (in terms of trade value) determine the total trade / trade by sectors of the respective country. The ISIC categories are grouped by sector.

Table VI: Concentration of trade (1000 US\$)				
Imports	ISIC Rev.3.1 (2-digit level)			
	C-E	G	Others	Total
Top 5 enterprises	1,883,735	1,725,696	1,382,515	2,692,435
Top 10 enterprises	2,371,744	2,660,238	1,998,579	4,146,987
Top 20 enterprises	3,080,681	3,729,782	2,624,192	5,949,702
Top 50 enterprises	4,412,917	5,666,335	3,146,648	8,906,194
Top 100 enterprises	5,538,745	7,723,348	3,497,751	11,930,888
Top 500 enterprises	8,392,514	13,519,747	4,230,693	20,976,616
Top 1000 enterprises	9,280,117	16,198,349	4,446,278	25,300,634
All enterprises	10,027,570	22,085,018	4,855,709	36,968,297

Table VII: Concentration of trade (1000 US\$)				
Exports	ISIC Rev.3.1 (2-digit level)			
	C-E	G	Others	Total
Top 5 enterprises	22,785,475	718,614	1,071,295	22,785,475
Top 10 enterprises	25,876,137	1,146,728	1,481,797	25,876,137
Top 20 enterprises	28,321,265	1,719,907	1,892,483	28,540,592
Top 50 enterprises	31,586,055	2,567,520	2,249,840	32,671,533
Top 100 enterprises	34,021,387	3,136,080	2,454,606	35,947,466
Top 500 enterprises	38,841,557	4,036,512	2,720,175	43,452,233
Top 1000 enterprises	39,748,219	4,213,791	2,767,959	45,496,912
All enterprises	40,054,421	4,379,894	2,797,743	47,232,058

Tables VIII (imports): Number of enterprises by partner zone

Table VIII: Number of enterprises by partner zone					
	Imports	ISIC Rev.3.1 (section level)			
	Partner country or zone	C-E	G	Others	Total
19	EU15	8694	26682	23968	59344
36	Africa	226	1379	247	1852
40	North America	10	20	6	36
41	Central America and Caribbean	53	297	61	411
42	South America	229	736	173	1138
45	Middle East	254	998	259	1511
49	Asia	2003	10895	3342	16240
57	Oceania and Antarctica	214	638	254	1106
58	Unspecified	290	1115	242	1647
59	Total	9333	29294	28341	66968

Tables IX (imports): Value of trade by partner zone

Table IX: Value of trade (1000 US\$) by partner zone					
	Imports	ISIC Rev.3.1 (section level)			
	Partner country or zone	C-E	G	Others	Total
19	EU15	6813588	15158980	3102091	25074659
36	Africa	233184	93571	3393	330148
40	North America	696	1801	209119	211616
41	Central America and Caribbean	13938	42647	13023	69609
42	South America	277932	87199	35809	400939
45	Middle East	21405	65075	16085	102565
49	Asia	451853	3971614	692367	5115834
57	Oceania and Antarctica	29637	37566	18426	85629
58	Unspecified	86372	69563	36610	192546
59	Total	10027570	22085018	4855709	36968297

Tables XII (imports) and XIV (exports): Number of enterprises according to number of partner countries: These tables show the degrees of (geographic) diversification by sectors in terms of number of partner countries and number of enterprises.

Table XII: Number of enterprises according to number of partner countries					
Imports		ISIC Rev.3.1 (2-digit level)			
		C-E	G	Others	Total
Number of partner countries	1 partner country	3,720	10,280	19,709	33,709
	2 partner countries	1,548	4,895	4,218	10,661
	3 partner countries	960	2,985	1,690	5,635
	4-5 partner countries	1,064	3,485	1,339	5,888
	6-7 partner countries	635	2,017	594	3,246
	8-10 partner countries	575	1,991	382	2,948
	11-13 partner countries	334	1,270	217	1,821
	14+ partner countries	497	2,371	192	3,060
	Unknown				
	Total	9,333	29,294	28,341	66,968

Table XIV: Number of enterprises according to number of partner countries					
Exports		ISIC Rev.3.1 (2-digit level)			
		C-E	G	Others	Total
Number of partner countries	1 partner country	1,725	4,413	2,911	9,049
	2 partner countries	693	1,376	601	2,670
	3 partner countries	397	722	259	1,378
	4-5 partner countries	491	715	220	1,426
	6-7 partner countries	268	312	110	690
	8-10 partner countries	260	248	76	584
	11-13 partner countries	135	125	52	312
	14+ partner countries	460	194	77	731
	Unknown				
	Total	4,429	8,105	4,306	16,840

Tables XIII (imports) and XV (exports): Value of trade according to number of partner countries: These tables show the degrees of (geographic) diversification by sectors in terms of number of partner countries and value of trade.

Table XIII: Value of trade (1000 US\$) according to number of partner countries					
Imports		ISIC Rev.3.1 (2-digit level)			
		C-E	G	Others	Total
Number of partner countries	1 partner country	91,271	618,259	1,019,063	1,728,593
	2 partner countries	186,324	599,298	187,320	972,942
	3 partner countries	147,919	607,240	180,646	935,806
	4-5 partner countries	297,957	1,148,212	868,814	2,314,982
	6-7 partner countries	408,811	1,652,503	198,335	2,259,648
	8-10 partner countries	853,939	1,790,506	416,643	3,061,088
	11-13 partner countries	825,381	2,048,083	221,513	3,094,978
	14+ partner countries	7,215,968	13,620,917	1,763,374	22,600,259
	Unknown				
	Total	10,027,570	22,085,018	4,855,709	36,968,297

Table XV: Value of trade (1000 US\$) according to number of partner countries					
Exports		ISIC Rev.3.1 (2-digit level)			
		C-E	G	Others	Total
Number of partner countries	1 partner country	375,240	161,225	759,272	1,295,737
	2 partner countries	206,328	105,364	159,760	471,453
	3 partner countries	343,179	113,417	346,754	803,350
	4-5 partner countries	1,103,819	293,098	78,788	1,475,705
	6-7 partner countries	944,893	413,930	112,253	1,471,076
	8-10 partner countries	3,349,026	468,789	81,073	3,898,887
	11-13 partner countries	3,580,531	357,421	141,465	4,079,417
	14+ partner countries	30,151,404	2,466,649	1,118,379	33,736,432
	Unknown				
	Total	40,054,421	4,379,894	2,797,743	47,232,058

Tables XVI (imports): Trade by commodity and economic activity: Detailed cross-tabulation tables by CPC 1.0 (2-digit-level) and ISIC 3.1 (2-digit-level).

Table XVI: Trade (1000 US\$) by commodity and economic activity									
Imports		ISIC Rev.3.1 (2-digit level)						Total	
		01	02	05	10	11	...		99
CPC 1.0 (2-digit level)	01	37149	221	c	.	c	...	c	898,603
	02	3543	39	c	c	21,402
	03	2872	1142	32	.	c	...	c	156,936
	04	c	c	1904	96,922
	11	533	.	.	c	c	38,049
	12	c
	13	17,730
	14	c	78,161
	15	35	c	.	c	130	...	c	36,155
	16	32	.	.	c	c	79,280
	17	565,899
	18
	21	265	.	48538	.	c	...	c	804,855
	22	c	.	c	.	c	44,049
	23	574	13	278	.	c	...	14	841,863
	24	c	c	c	.	c	352,834
	98
	99
<i>Total</i>	92,005	6,231	74,857	878	978,916	...	97,983	36,968,297	